

KwaZulu-Natal Global Fund Programme Quarter 3 & 4 2016/17 Report

Provincial Council on AIDS (PCA) Meeting

Venue: Greys Hospital

Date: 21 June 2017

Presenter: Geraldine Kasere (AFSA)

The image part with relationship ID r1d1 was not found in the file.

The image part with relationship ID r1d1 was not found in the file.

The image part with relationship ID r1d1 was not found in the file.

The image part with relationship ID r1d1 was not found in the file.

The image part with relationship ID r1d1 was not found in the file.

Presentation Outline

- RSA Principal Recipients
- Programme Modules per Principal Recipients
- Programme Details and Progress
- Innovations
- Challenges and Learnings
- Principal Recipients plans

✖ The image part with relationship ID r1d1 was not found in the file.

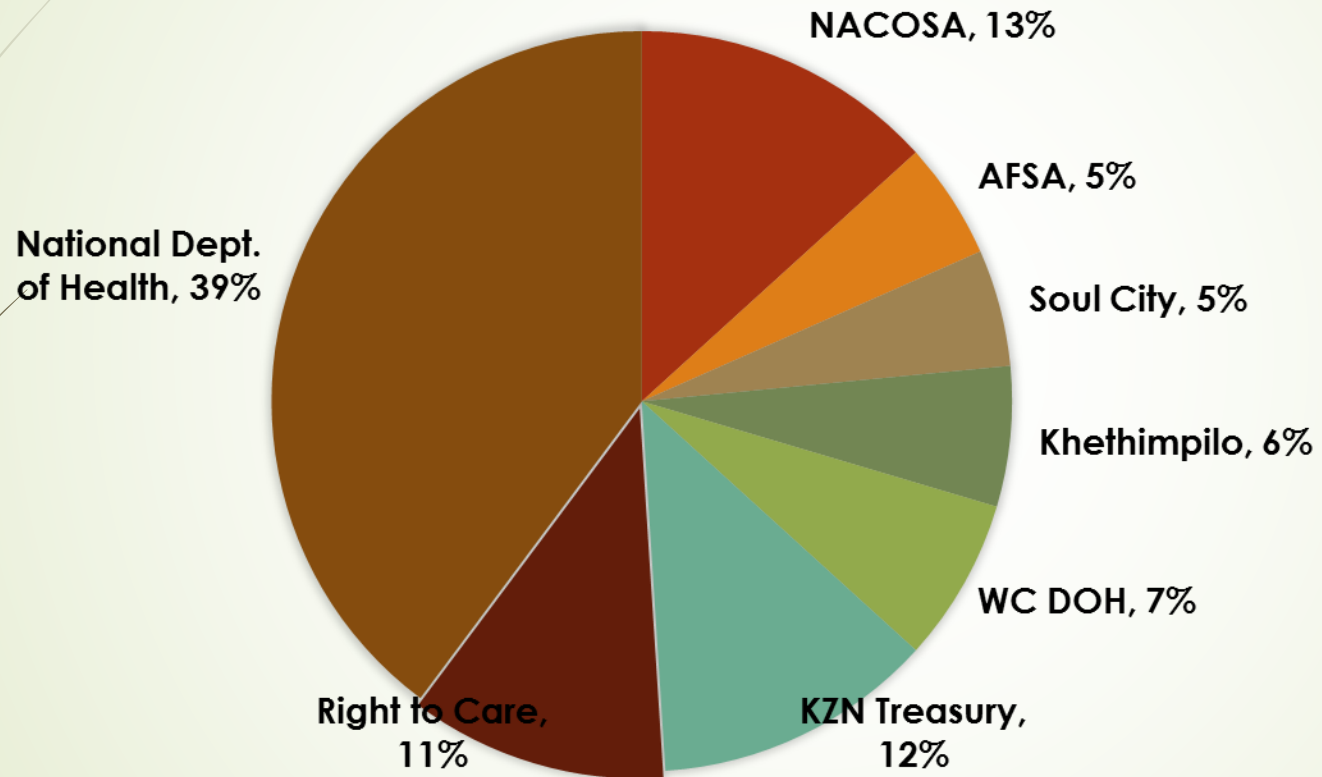
✖ The image part with relationship ID r1d1 was not found in the file.

✖ The image part with relationship ID r1d1 was not found in the file.

✖ The image part with relationship ID r1d1 was not found in the file.

✖ The image part with relationship ID r1d1 was not found in the file.

Principal Recipients



The image part with relationship ID risk was not found in the file.

The image part with relationship ID risk was not found in the file.

The image part with relationship ID risk was not found in the file.

The image part with relationship ID risk was not found in the file.

The image part with relationship ID risk was not found in the file.

Programme Modules in KwaZulu-Natal

- Prevention programs for adolescents and youth, in and out of school
- Prevention programs for other vulnerable populations
- Community Systems Strengthening
- Prevention programs for MSM and TGs
- Prevention programs for people who inject drugs (PWID) and their partners
- TB/HIV
- MDR-TB
- Treatment, care and support

✖ The image part with relationship ID r1d1 was not found in the file.

✖ The image part with relationship ID r1d1 was not found in the file.


✖ The image part with relationship ID r1d1 was not found in the file.

✖ The image part with relationship ID r1d1 was not found in the file.

✖ The image part with relationship ID r1d1 was not found in the file.



1. NACOSA

 The image part with relationship ID r1d1 was not found in the file.

 The image part with relationship ID r1d1 was not found in the file.

 The image part with relationship ID r1d1 was not found in the file.

 The image part with relationship ID r1d1 was not found in the file.

 The image part with relationship ID r1d1 was not found in the file.

Transition GBV Programme – Reach

Indicator	District	Quarter 3		Quarter 4		Comment
		Target	Actual	Target	Actual	
Number of sexual violence victims who received services at the Thuthuzela Care Centres	Ethekwini	65	122	43	52	Targets decreased every 2 months as advised by the Programme Specialist for SR's to be transitioned off the grant and to hopefully find additional funding - Final transition grant target broken down as follows: April&May=100%, June&July=50%, Aug&Sep=25%, Q3 (Oct-Dec) and Q4 (only Jan) is 50% of the Final for transition grant as GF additional funding for these TCCs that was meant to arrive 1 November 2016 was delayed to 1 Jan 2017. It was decided to raise targets back up to 50% again for Q3.
	Ugu	74	131	49	39	
	uMgungundlovu	170	351	113	95	
	Ilembe	210	391	27	15	
	Total	349	644	233	201	

The image part with relationship ID risk was not found in the file.

The image part with relationship ID risk was not found in the file.

The image part with relationship ID risk was not found in the file.

The image part with relationship ID risk was not found in the file.

The image part with relationship ID risk was not found in the file.

Transition GBV Programme – Testing

Indicator	District	Quarter 3		Quarter 4		Comment
		Target	Actual	Target	Actual	
Percentage of other vulnerable populations that have received an HIV test during the reporting period and know their results	Ethekwini	52	118	35	52	80% of clients reached are rested
	Ugu	59	126	39	39	
	uMgungundlovu	136	316	91	84	
	Ilembe	32	40	21	15	
	Total	279	600	186	190	

The image part with relationship ID risk was not found in the file.

The image part with relationship ID risk was not found in the file.

The image part with relationship ID risk was not found in the file.

The image part with relationship ID risk was not found in the file.

The image part with relationship ID risk was not found in the file.

Sex Worker Programme

Indicator	District	Quarter 4		Comment
		Target	Actual	
Percentage of sex workers reached with HIV prevention programs - individual and/or smaller group level interventions	Ugu	1260	2734 (>100%)	The target is based on 224 peer motivators (PMs) that reach 180 SWs each in a quarter (224 PMs x 180 SWs = 40 320). This indicator is non-cumulative since a cohort (largely the same group of individuals) will be reached each quarter over the grant period
Percentage of sex workers that have received an HIV test during the reporting period and know their results		139	33 (27%)	

The image part with relationship ID risk was not found in the file.

The image part with relationship ID risk was not found in the file.

The image part with relationship ID risk was not found in the file.

The image part with relationship ID risk was not found in the file.

The image part with relationship ID risk was not found in the file.

Transition Sex Worker Programme

Indicator	District	Quarter 3	
		Target	Actual
Percentage of sex workers reached with HIV prevention programs - individual and/or smaller group level interventions	Ugu	300	1102 (>100%)
	Ilembe	300	323 (>100%)
Percentage of sex workers that have received an HIV test during the reporting period and know their results	Ugu	30	86 (>100%)
	Ilembe	30	58 (>100%)

✖ The image part with relationship ID risk was not found in the file.

✖ The image part with relationship ID risk was not found in the file.

✖ The image part with relationship ID risk was not found in the file.

✖ The image part with relationship ID risk was not found in the file.

✖ The image part with relationship ID risk was not found in the file.

Young Women and Girls – Reach

Core Indicator	District	Indicator programme component	Quarter 3		Quarter 4	
			Target	Actual	Target	Actual
Number of young people aged 10–24 years reached by life skills-based HIV education in and out of schools (Cumulative & non-cumulative)	Zululand	Soul Buddyz Clubs (non-cumulative)	1250	486	1250	1085
		Rise Clubs (non-cumulative)	1000	237	1000	488
		Child Protection	35	61	0	17
		Teen Parenting	200	0	0	108
		KGIS	2500	442	1250	3703
		TOTAL	4985	1226 (25%)	3500	5401 (>100%)

✖ The image part with relationship ID risk was not found in the file.

✖ The image part with relationship ID risk was not found in the file.

✖ The image part with relationship ID risk was not found in the file.

✖ The image part with relationship ID risk was not found in the file.

✖ The image part with relationship ID risk was not found in the file.

Young Women and Girls – Testing

Core Indicator	District	Indicator programme component	Quarter 3		Quarter 4	
			Target	Actual	Target	Actual
Number of young people aged 10–24 years reached by life skills–based HIV education in and out of schools (Cumulative & non-cumulative)	Zululand	Rise Clubs (non-cumulative)	200	27	200	175
		Child Protection	21	37	0	13
		KGIS	2786	0	2786	54
		Total	3007	64	2986	242

✖ The image part with relationship ID r1d1 was not found in the file.

✖ The image part with relationship ID r1d1 was not found in the file.

✖ The image part with relationship ID r1d1 was not found in the file.

✖ The image part with relationship ID r1d1 was not found in the file.

✖ The image part with relationship ID r1d1 was not found in the file.



2.KwaZulu-Natal Treasury

✖ The image part with relationship ID r1d1 was not found in the file.

✖ The image part with relationship ID r1d1 was not found in the file.

✖ The image part with relationship ID r1d1 was not found in the file.

✖ The image part with relationship ID r1d1 was not found in the file.

✖ The image part with relationship ID r1d1 was not found in the file.

Young Women and Girls – Reach

Core Indicator	District	Indicator programme component	Quarter 4		Comment
			Target	Actual	
Percentage of young people aged 10–24 years reached by life skills–based HIV education in and out of schools	King Cetshwayo	Keeping Girls in school	1250	975 (78 %)	A total of 975 girls successfully completed 3 health topics out of five
		Soul Buddies	1250	0	A total of 50 clubs have been formed in 50 primary schools. The clubs have all been registered with the Soul City Institute (SCI). Resource educators were trained in February by SCI.
		Rise Clubs	1000	0	A total of 46 clubs with a total membership of 382 young women aged 19–24 years have been formed.
		Teen parenting skills	200	0	This intervention will commence in year 2. The training of trainers is scheduled to take place in May. Currently the teen parents are being identified in the schools where the project is being implemented.
		Child protection	70	0	This intervention will be conducted by Childline KZN during July school holiday.
		Total	7520	975	KZN Treasury has submitted a request to Global Fund to carry over year 1 targets to year 2.

The image part with relationship ID risk was not found in the file.

The image part with relationship ID risk was not found in the file.

The image part with relationship ID risk was not found in the file.

The image part with relationship ID risk was not found in the file.

The image part with relationship ID risk was not found in the file.

Young Women and Girls – Testing

Core Indicator	District	Quarter 4		Comment
		Target	Actual	
Percentage of young people aged 10–24 years reached by life skills–based HIV education in and out of schools	King Cetshwayo	11 500	6989 (61%)	<p>A total of 6989 youth were tested and provided with their results. This number is comprised of 607 boys aged 10-14 years and 6382 females aged 10-24 years. Out of this total 5879 were tested by the DOH through community mobilization.</p> <p>-A total of 2742 males aged 15-24 years were tested and provided with results but have not been included in the final count being reported.</p>

The image part with relationship ID risk was not found in the file.

The image part with relationship ID risk was not found in the file.

The image part with relationship ID risk was not found in the file.

The image part with relationship ID risk was not found in the file.

The image part with relationship ID risk was not found in the file.

Young Women and Girls – Testing

Core Indicator	District	Quarter 4		Comment
		Target	Actual	
Percentage of young people aged 10–24 years reached by life skills–based HIV education in and out of schools	King Cetshwayo	11 500	6989 (61%)	<p>A total of 6989 youth were tested and provided with their results. This number is comprised of 607 boys aged 10-14 years and 6382 females aged 10-24 years. Out of this total 5879 were tested by the DOH through community mobilization.</p> <p>-A total of 2742 males aged 15-24 years were tested and provided with results but have not been included in the final count being reported.</p>

✖ The image part with relationship ID risk was not found in the file.

✖ The image part with relationship ID risk was not found in the file.

✖ The image part with relationship ID risk was not found in the file.

✖ The image part with relationship ID risk was not found in the file.

✖ The image part with relationship ID risk was not found in the file.

Cash Plus Care Programme

Core Indicator	District	Quarter 4		Comment
		Target	Actual	
Percentage of young people aged 10–24 years reached by life skills–based HIV education in and out of schools	King Cetshwayo	5000	0 (0%)	The Cash Plus Care Project implementation strategy is currently being revised. The PR met with the Global Fund Country Team on the 4th May 2017 to review the Cash plus care implementation strategy. The intervention will be implemented in all sub-districts in King Cetshwayo. Anticipate to finalise recruitment of SRs by end June 2017 and the project to commence by August 2017.

The image part with relationship ID risk was not found in the file.

The image part with relationship ID risk was not found in the file.

The image part with relationship ID risk was not found in the file.

The image part with relationship ID risk was not found in the file.

The image part with relationship ID risk was not found in the file.

Geospatial Mapping

Core Indicator	Selected Districts	Selected Local Municipalities	Comment
Number of other vulnerable populations in hotspots reached with HIV prevention package in individual/group.	Ilembe	Kwadukuza	KZN treasury has completed geospatial mapping whereby a total of 7 Districts were selected via consensus by the KZN geospatial mapping advisory committee members. Priority was given to districts where DREAMS is not present. Districts were selected based on the following indicators: Districts with high HIV positivity rates. High TB burden. High STI rates. High Teenage deliveries. At least two sub-districts/local municipalities from each priority district with the highest burden of HIV, TB, STI and teenage deliveries were selected for interventions. Training of 24 people to conduct community risk profiling and DHIS2 was conducted Community risk profiling conducted/completed in 3 sub-districts in Umgungundlovu. Draft report for one sub-district (Umngeni LM) is ready-with recommendations of service package/s for the identified targeted population. TORs drafted to invite request for proposals/NGOs. Community risk profiling for the 13 sub-districts to be completed by end of July. Implementation to commence in July 2017 for Umngeni and in August 2017 for other sub-districts.
		Mandeni	
		Maphumulo	
	Harry Gwala	Greater Kokstad	
	Ugu	Umdoni	
	Amajuba	Dannhauser	
		Newcastle	
	uMkhanyakude	uMhlabuyalingana	
		Big 5 Hlabisa	
		Jozini	
	uMgungundlovu	uMngeni	
	eThekwini		

The image part with relationship ID risk was not found in the file.

The image part with relationship ID risk was not found in the file.

The image part with relationship ID risk was not found in the file.

The image part with relationship ID risk was not found in the file.

The image part with relationship ID risk was not found in the file.

3. KHETH'MPILO

✖ The image part with relationship ID r1d1 was not found in the file.

✖ The image part with relationship ID r1d1 was not found in the file.

✖ The image part with relationship ID r1d1 was not found in the file.

✖ The image part with relationship ID r1d1 was not found in the file.

✖ The image part with relationship ID r1d1 was not found in the file.

Treatment Care and Support (TCS)

Indicator	District	Annual target per district	Target description
Number & Percentage of ART patients receiving adherence support.	eThekwini/Central-South	39 284	The target is the total number of ART patients currently managed in the public facilities in the 4 districts of eThekwini, Ugu, Uthukela, uMgungundlovu. This number is escalated from the current 2015 baseline by 10% per annum, as more people are identified as HIV positive and get into HIV care and treatment
	eThekwini/North	15 695	
	Ugu	3 109	
	uMgungundlovu	10 708	

The image part with relationship ID risk was not found in the file.

The image part with relationship ID risk was not found in the file.

The image part with relationship ID risk was not found in the file.

The image part with relationship ID risk was not found in the file.

The image part with relationship ID risk was not found in the file.

Treatment Care and Support (TCS)

Indicator	District	Annual target per district	Target description
Percentage of adults and children that initiated ART, with an undetectable viral load at 12 months (<1000 copies/ml)	eThekwini/Central-South	35 355	The target is the total number of ART patients currently managed in the public facilities in the 4 districts of eThekwini, Ugu, uThukela, uMgungundlovu. This number is escalated from the current 2015 baseline by 10% per annum, as more people are identified as HIV positive and get into HIV care and treatment
	eThekwini/North	14 108	
	Ugu	2 798	
	uMgungundlovu	9 637	

The image part with relationship ID risk was not found in the file.

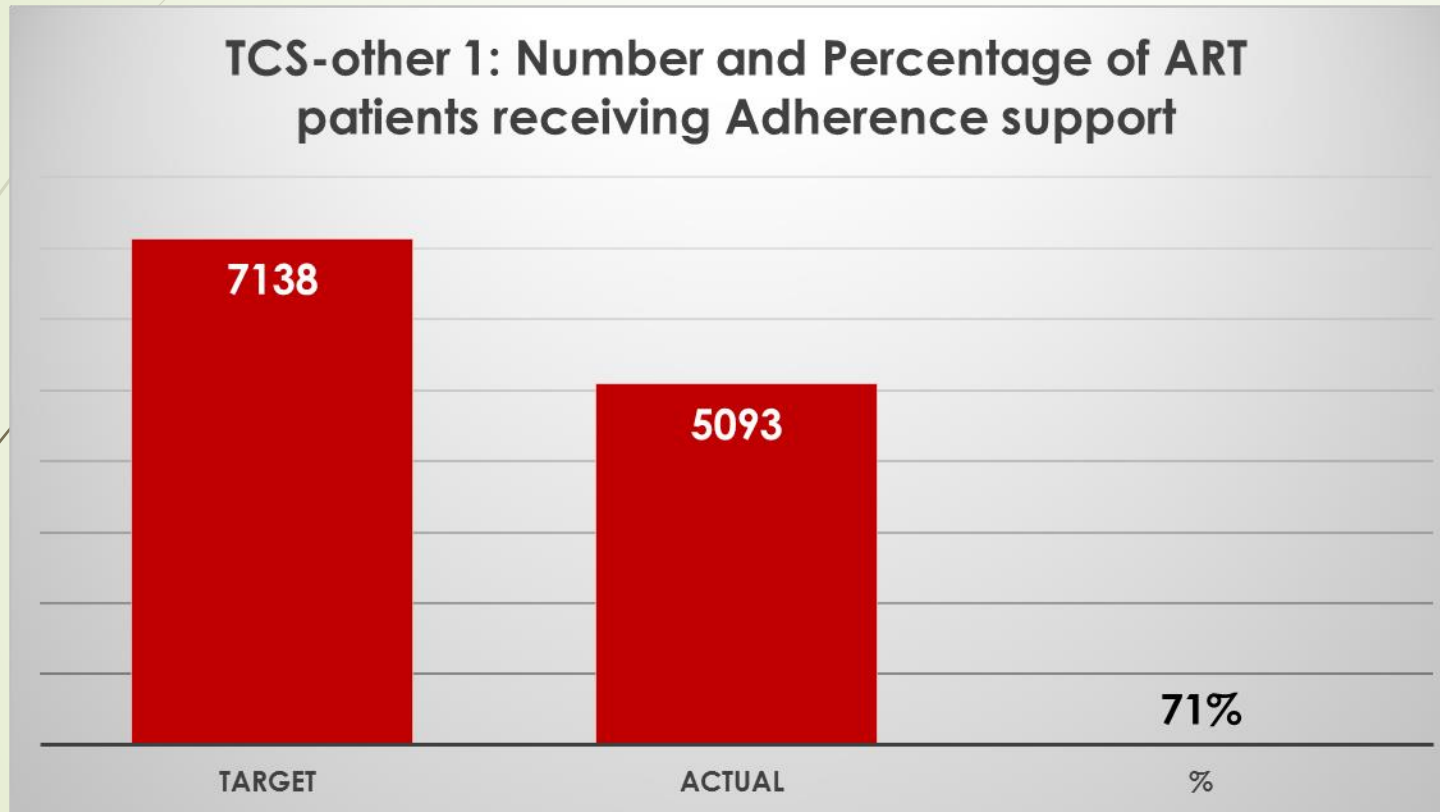
The image part with relationship ID risk was not found in the file.

The image part with relationship ID risk was not found in the file.

The image part with relationship ID risk was not found in the file.

The image part with relationship ID risk was not found in the file.

TCS Programme Results – Q3



- The data is representative of only 1 sub district **Umgungundlovu only.**
- A total of **71%** ART patients were reached with Adherence support during the reporting period. 1 of 4 KZN districts KI implementation.

✖ The image part with relationship ID risk was not found in the file.

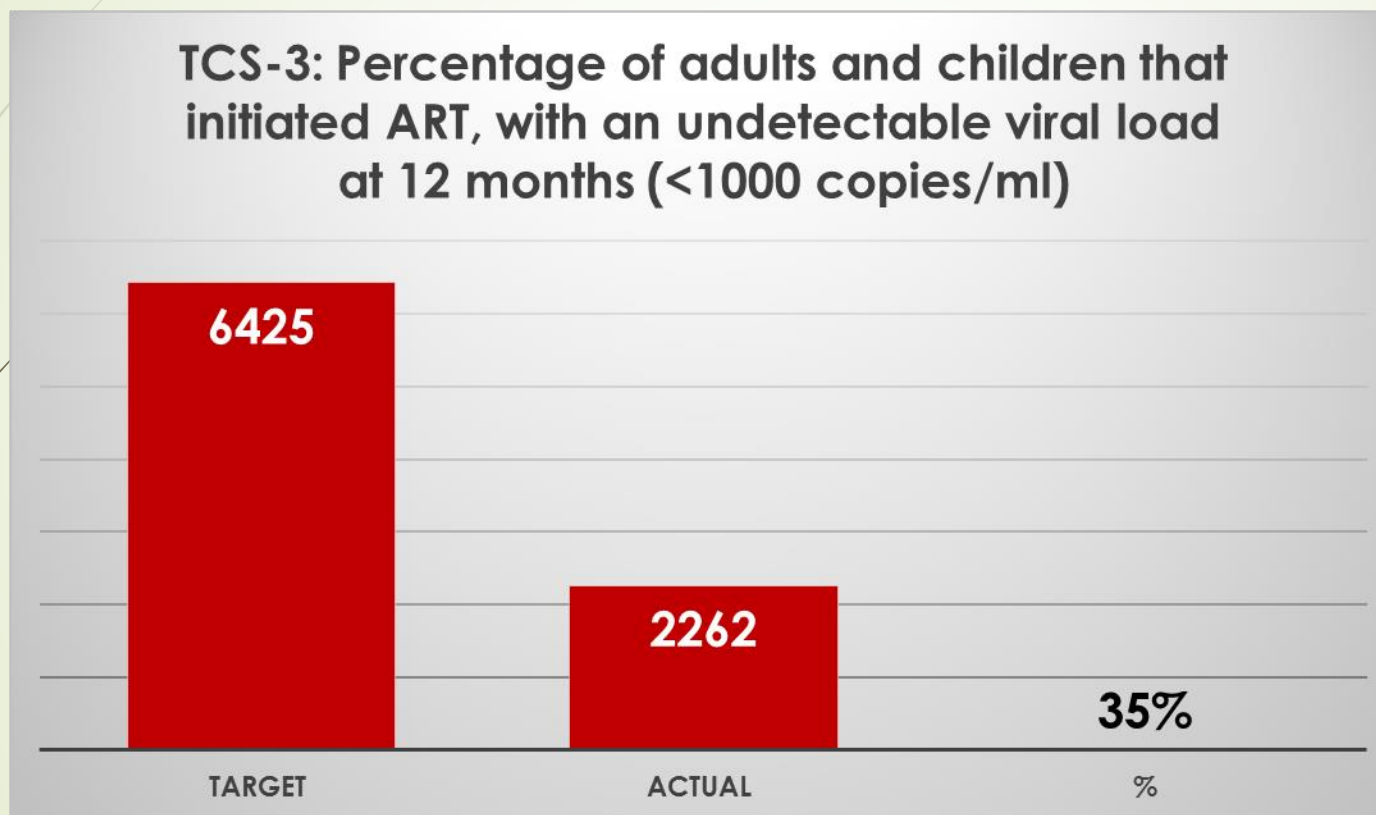
✖ The image part with relationship ID risk was not found in the file.

✖ The image part with relationship ID risk was not found in the file.

✖ The image part with relationship ID risk was not found in the file.

✖ The image part with relationship ID risk was not found in the file.

TCS Programme Results – Q3 Contd.



- The data is representative of only 1 sub district **UMgungundlovu only.**
- A total of **35%** ART patients were reported during the reporting period. 1 of 4 KZN districts KI implementation

The image part with relationship ID risk was not found in the file.

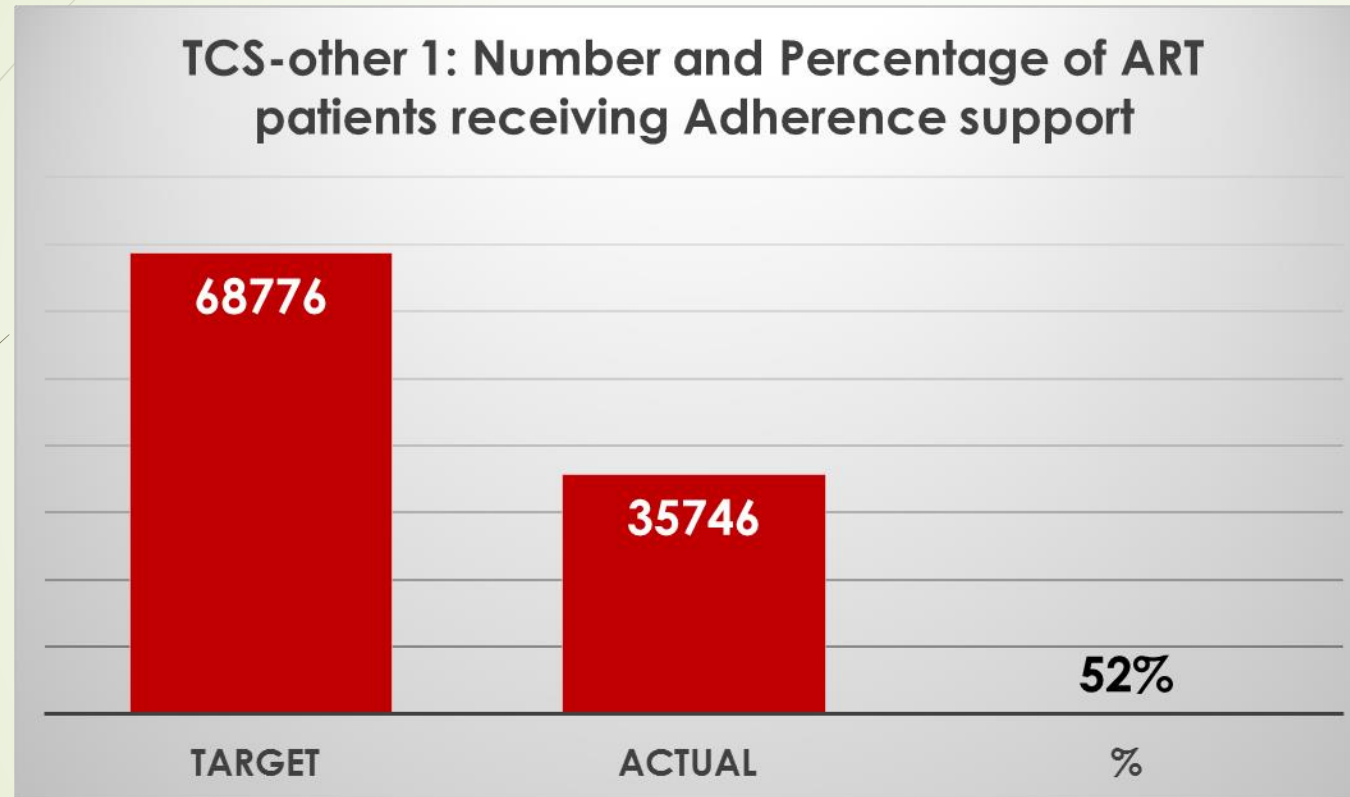
The image part with relationship ID risk was not found in the file.

The image part with relationship ID risk was not found in the file.

The image part with relationship ID risk was not found in the file.

The image part with relationship ID risk was not found in the file.

TCS Programme Results – Q4



- A total of 35, 746 (52%) ART patients were reached with Adherence support during the reporting period. 3 of 4 KZN districts KI implementation.

The image part with relationship ID risk was not found in the file.

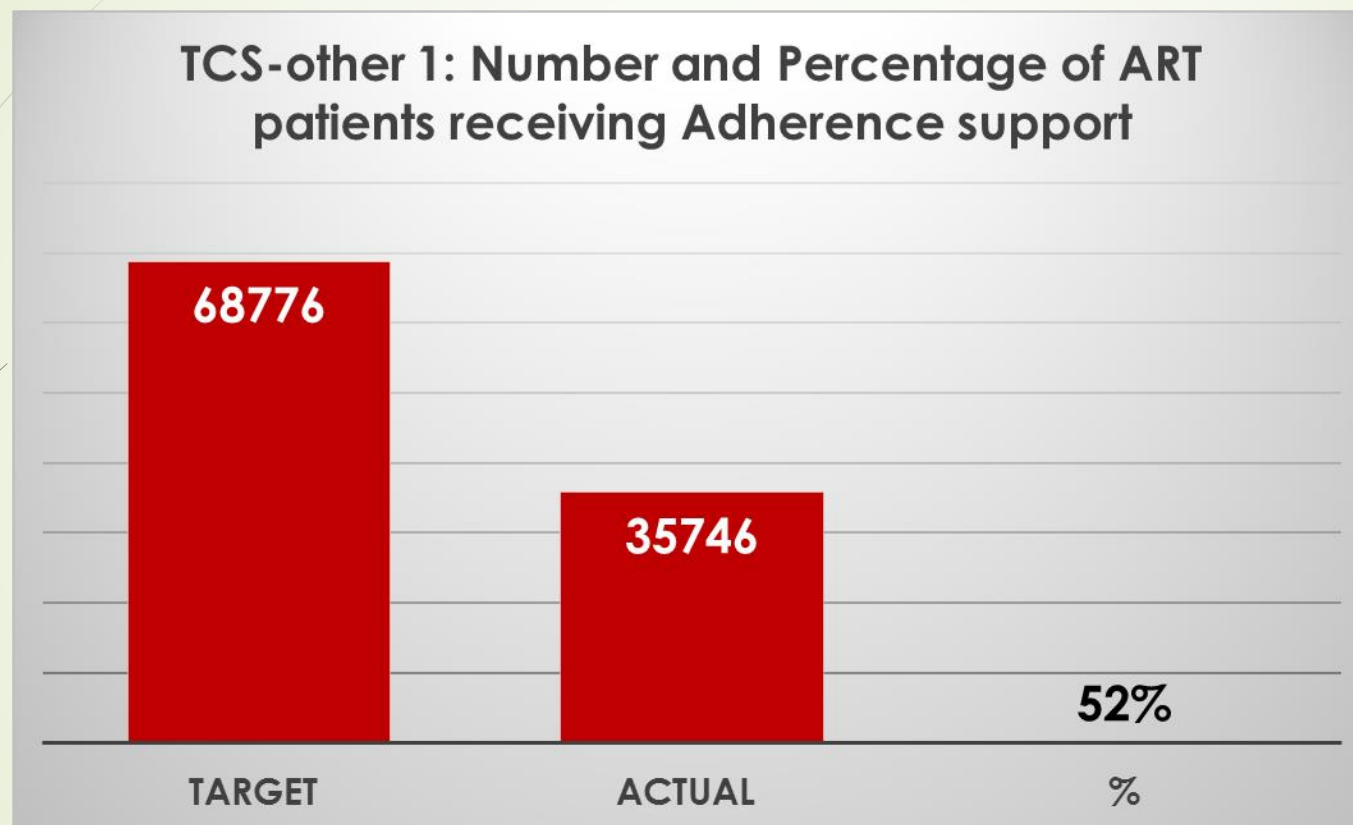
The image part with relationship ID risk was not found in the file.

The image part with relationship ID risk was not found in the file.

The image part with relationship ID risk was not found in the file.

The image part with relationship ID risk was not found in the file.

TCS Programme Results – Q4 Contd.



- A total of 162,605 ART patients are reported to have suppressed VL. Currently the programme is not able to demonstrate a percentage of ART patients receiving adherence support who are virally suppressed from both programme support streams (In & Out of club as most of those results cannot be reliably pulled from Tier.Net. However from the In club support 5149 (3.2%) of the patient were suppressed

The image part with relationship ID risk was not found in the file.

The image part with relationship ID risk was not found in the file.

The image part with relationship ID risk was not found in the file.

The image part with relationship ID risk was not found in the file.

The image part with relationship ID risk was not found in the file.



4. AIDS FOUNDATION OF SOUTH AFRICA (AFSA)

✖ The image part with relationship ID r1d1 was not found in the file.

✖ The image part with relationship ID r1d1 was not found in the file.

✖ The image part with relationship ID r1d1 was not found in the file.

✖ The image part with relationship ID r1d1 was not found in the file.

✖ The image part with relationship ID r1d1 was not found in the file.

Mapping: Gender-Based Violence (GBV) Programme

Module: *Prevention Programmes for Other Vulnerable Populations*

District	Sub-Recipient
eThekweni	Lifeline Durban and Childline SA
Ugu	Lifeline Durban and Childline SA
Ilembe	Lifeline Durban and Childline SA
King Cetshwayo	Lifeline Zululand
uMgungundlovu	Lifeline PMB

✖ The image part with relationship ID risk was not found in the file.

✖ The image part with relationship ID risk was not found in the file.

✖ The image part with relationship ID risk was not found in the file.

✖ The image part with relationship ID risk was not found in the file.

✖ The image part with relationship ID risk was not found in the file.

GBV Programme Results

Indicator	Quarter 3		Quarter 4		Comment
	Target	Actual	Target	Actual	
Number of other vulnerable populations reached with HIV prevention programs - individual and/or smaller group level interventions	5 084	2 917 (57%)	5 993	4 208 (70%)	Performance of the programme was affected by the IPV component of the GBV programme which carries the largest share of the programme. However SRs have now been linked to CSO's to assist with community mobilization to ensure that districts are saturated.
Number of other vulnerable populations that have received an HIV test during the reporting period and know their results	3 152	1 059 (34%)	3 856	2 503 (65%)	Performance in Q4 but was still below the target. There were challenges with linking clients reached through the IPV component, most IPV clients were referred for HIV testing at DoH facilities and other HCT testing partners, only successful referrals could be counted.

The image part with relationship ID risk was not found in the file.

The image part with relationship ID risk was not found in the file.

The image part with relationship ID risk was not found in the file.

The image part with relationship ID risk was not found in the file.

The image part with relationship ID risk was not found in the file.

Mapping: TVET Programme

Module: Prevention Programmes for adolescents and youth, in and out of school

District	TVET College
Amajuba	Amajuba College
Harry Gwala	Esayidi College
King Cetshwayo	uMfolozi College
eThekweni	Coastal College, Elangeni College, eThekweni College
uMgungundlovu	uMgungundlovu College
uThukela	Mnambithi College
Zululand	Mthashana College

The image part with relationship ID r1d1 was not found in the file.

The image part with relationship ID r1d1 was not found in the file.

The image part with relationship ID r1d1 was not found in the file.

The image part with relationship ID r1d1 was not found in the file.

The image part with relationship ID r1d1 was not found in the file.

TVET Programme Results

Indicator	Quarter 3		Quarter 4		Comment
	Target	Actual	Target	Actual	
Percentage of adolescents (aged 15-24 years) attending TVET colleges who receive a standardised package of prevention programmes from trained peer educators	19 113	3 112 (16%)	19 113	13 994 (73%)	Performance significantly improved in Q4 as a result of catch up plans that were implemented by the SR during the quarter. A number of students fell outside of the targeted age group (i.e. 15-24 years) and though reached, could not be counted.
Percentage of adolescents (aged 15-24 years) attending TVET colleges that have received an HIV test during the reporting period and know their results	4 606	531 (12%)	4 606	4 304 (93%)	Through 'activations' held on TVET campuses, HIV testing amongst students aged 15-24 years increased by 82% between Q3 and Q4, reaching 93% of targeted students during the quarter.

The image part with relationship ID risk was not found in the file.

The image part with relationship ID risk was not found in the file.

The image part with relationship ID risk was not found in the file.

The image part with relationship ID risk was not found in the file.

The image part with relationship ID risk was not found in the file.

Mapping: CSS Programme

Module: *Community Systems Strengthening*

District	Sub-Recipient
King Cetshwayo	KwaZulu-Natal Regional Christian Council
Zululund	Queen Thandi Foundation Trust
uMkhanyakude	Queen Thandi Foundation Trust

✖ The image part with relationship ID r1d1 was not found in the file.

✖ The image part with relationship ID r1d1 was not found in the file.

✖ The image part with relationship ID r1d1 was not found in the file.

✖ The image part with relationship ID r1d1 was not found in the file.

✖ The image part with relationship ID r1d1 was not found in the file.

CSS Programme Results

Module: Community Systems Strengthening

Indicator	Quarter 3		Quarter 4		Comment
	Target	Actual	Target	Actual	
Number of vulnerable populations reached with a standard HIV, TB and STI prevention education package	2 618	5 392 (>100%)	2 618	7 012 (>100%)	CSS SRs assigned higher targets to Community Mobilisers contributing to over achievement of results.
Number of dialogues conducted with traditional leadership structures/platform	6	6 (100%)	8	10 (>100%)	
Number of traditional leaders who participated in dialogues	180	248 (>100%)	180	306 (>100%)	

The image part with relationship ID risk was not found in the file.

The image part with relationship ID risk was not found in the file.

The image part with relationship ID risk was not found in the file.

The image part with relationship ID risk was not found in the file.

The image part with relationship ID risk was not found in the file.



4. Right to Care

✖ The image part with relationship ID r1d1 was not found in the file.

✖ The image part with relationship ID r1d1 was not found in the file.

✖ The image part with relationship ID r1d1 was not found in the file.

✖ The image part with relationship ID r1d1 was not found in the file.

✖ The image part with relationship ID r1d1 was not found in the file.

Mapping: MSM Programme

District	Sub-Recipient
eThekweni	LGBTI Centre
uThukela	LGBTI Centre

The image part with relationship ID r1d1 was not found in the file.

The image part with relationship ID r1d1 was not found in the file.

The image part with relationship ID r1d1 was not found in the file.

The image part with relationship ID r1d1 was not found in the file.

The image part with relationship ID r1d1 was not found in the file.

MSM Programme Results

Indicator	Quarter 3 & 4		Comment
	Target	Actual	
Percentage of MSM reached with HIV prevention combination package	25 404	4 717	Quality Assurance and Quality improvements plans will be operationalised to assess Peer educators implementation strategies <ul style="list-style-type: none"> ▪ Reaching appropriate population ▪ Targeting the right location
Percentage of MSM that received an HIV test and know their results	12 702	3 003	

The image part with relationship ID risk was not found in the file.

The image part with relationship ID risk was not found in the file.

The image part with relationship ID risk was not found in the file.

The image part with relationship ID risk was not found in the file.

The image part with relationship ID risk was not found in the file.

Transgender Programme Results

Indicator	Quarter 3 & 4		Comment
	Target	Actual	
Percentage of TG reached with HIV prevention combination package	852	498	Quality Assurance and Quality improvement to be prioritised for peer educators to increase quality of service delivery
Percentage of TG that received an HIV test and know their results	467	331	Effective Peer education contributed to targets being over-achieved

The image part with relationship ID risk was not found in the file.

The image part with relationship ID risk was not found in the file.

The image part with relationship ID risk was not found in the file.

The image part with relationship ID risk was not found in the file.

The image part with relationship ID risk was not found in the file.

Mapping: PWID Programme

District	Sub-Recipient
eThekweni	TB HIV Care Association

✖ The image part with relationship ID r1d1 was not found in the file.

✖ The image part with relationship ID r1d1 was not found in the file.

✖ The image part with relationship ID r1d1 was not found in the file.

✖ The image part with relationship ID r1d1 was not found in the file.

✖ The image part with relationship ID r1d1 was not found in the file.

Transgender Programme Results

Indicator	Quarter 3 & 4		Comment
	Target	Actual	
Percentage of PWID reached with HIV prevention programs-defined package of services	720	582	<ul style="list-style-type: none"> Results based on operations in November & December from 1 Sub-recipient Programme utilising the networks and clientele established during the STEP-UP Demonstration project
Number of needles and syringes distributed per PWID per year by needle and syringe program	262 080	36 566	<ul style="list-style-type: none"> Programme was late in procuring needles and syringes but on course to distribute requisite numbers by end of 4th quarter Procurement Plan put in place to facilitate timely procurement of commodities
Percentage of individuals receiving Opioid Substitution Therapy who received treatment for at least 6 months	40	0	<ul style="list-style-type: none"> Programme setting up systems including SOPs and recruitment of staff for successful roll-out of OST Negotiations with DoH for use of DoH facilities underway OST drugs are classified under Schedule 6 drugs and can only be dispensed by a licensed Pharmacist from a certified facility.

The image part with relationship ID risk was not found in the file.

The image part with relationship ID risk was not found in the file.

The image part with relationship ID risk was not found in the file.

The image part with relationship ID risk was not found in the file.

The image part with relationship ID risk was not found in the file.



5. Success and Innovations

✖ The image part with relationship ID r1d1 was not found in the file.

✖ The image part with relationship ID r1d1 was not found in the file.

✖ The image part with relationship ID r1d1 was not found in the file.

✖ The image part with relationship ID r1d1 was not found in the file.

✖ The image part with relationship ID r1d1 was not found in the file.

Successes and Innovation

NACOSA

- Transition SRs have been absorbed into the ZAF-C grant by AFSA (GBV) and NACOSA (SW)
- Sex worker programme increased in HTS training for Sub-Recipient staff to become HTS counsellors.

KZN Treasury

- Revision of HCT delivery model-from HCT in-school to outside the school
- She Conquers Campaign continues to be a driving force for buy-in to the YW&G in the districts
- Joint communication aligned with She Conquers Campaign through existence of functional sub-national coordination structures in the districts e.g. Operation Sukuma Sakhe
- MOUs signed with govt SRs

✖ The image part with relationship ID r1d1 was not found in the file.

✖ The image part with relationship ID r1d1 was not found in the file.

✖ The image part with relationship ID r1d1 was not found in the file.

✖ The image part with relationship ID r1d1 was not found in the file.

✖ The image part with relationship ID r1d1 was not found in the file.

Successes and Innovation Contd.

Keth'Impilo

- The adherence programme reached a total of 86 KZN facilities which were supported for the period.
- Cohorting of patients for community adherence clubs

AFSA

- A total of 16 772 students were reached in quarter 4, of which 13 994 (83%) were aged 15-24 years through a catch-up strategy implemented by the Sub-Recipient
- Established linkage between GBV programme and YW&G programme
- NICRO/AFSA/NACOSA partnership for SAPS Training

The image part with relationship ID risk was not found in the file.

The image part with relationship ID risk was not found in the file.

The image part with relationship ID risk was not found in the file.

The image part with relationship ID risk was not found in the file.

The image part with relationship ID risk was not found in the file.



6. Challenges and Learnings

✖ The image part with relationship ID r1d1 was not found in the file.

✖ The image part with relationship ID r1d1 was not found in the file.

✖ The image part with relationship ID r1d1 was not found in the file.

✖ The image part with relationship ID r1d1 was not found in the file.

✖ The image part with relationship ID r1d1 was not found in the file.

Challenges and Learnings

Kheth'Impilo

- Still lack of understanding from Government staff on the implementation of adherence module
- Recruitment process of patients to the adherence clubs is longer than anticipated
- Individualised care model is assisting to identify barriers at a very early stages of patients in treatment
- Through Adherence Advocates the programme is able to trace and refer back unstable patients

AFSA

- Difference between program assumptions and implementation for shelter program
- TCC protocol implementation and role of CSOs at TCCs
- Integration of TB into all program components
- Management of shared SRs
- Ensuring alignment of indicator measurement across PRs

✖ The image part with relationship ID r1d1 was not found in the file.

✖ The image part with relationship ID r1d1 was not found in the file.


✖ The image part with relationship ID r1d1 was not found in the file.

✖ The image part with relationship ID r1d1 was not found in the file.

✖ The image part with relationship ID r1d1 was not found in the file.



Thank You

 The image part with relationship ID r1d1 was not found in the file.

 The image part with relationship ID r1d1 was not found in the file.

 The image part with relationship ID r1d1 was not found in the file.

 The image part with relationship ID r1d1 was not found in the file.

 The image part with relationship ID r1d1 was not found in the file.