



LOCATION



STRATEGIC AREAS



DASHBOARD



MY BOARDS



REPORTS

SEARCH



Provincial Council on AIDS - KZN Province

Provincial Council on AIDS - Kwa-Zulu Natal

PCA Index

Map of Kwa-Zulu Natal



Addressing social & structural drivers of HAST prevention, care & support



Number of new learner pregnancies

1.2k

Decreased from 1702 in Q2-2015/16 to 1221 in Q3-2015/16



Number of newly registered OVC

Q3

52.6k

9337 higher in Q3-2015/16 relative to Q2-2015/16



Number of registered OVC receiving care and support

Q3

52.7k

Decreased from 59468 in Q2-2015/16 to 52722 in Q3-2015/16



Prevention of HIV, STIs and TB infection



Number of new HIV tests conducted

Q3
613.9k

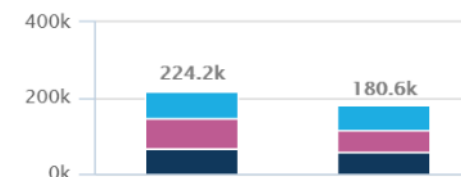


Kwa-Zulu Natal performed above target of 526954



Number of new HIV positive cases

Q3
63.2k



3763 higher in Q3-2015/16 relative to Q2-2015/16



Number of infant deaths in public health facilities

693

Decreased from 954 in Q2-2015/16 to 693 in Q3-2015/16



Number of males aged 15-49 circumcised

Q3
353.5k



Kwa-Zulu Natal performed above target of 94400



Number of maternal deaths in public health facilities

47

Decreased from 56 in Q2-2015/16 to 47 in Q3-2015/16



Number of male condoms distributed

55.1M

Kwa-Zulu Natal performed above target of 53000002



Baby PCR tested positive around 6 weeks rate

2.1%

Kwa-Zulu Natal missed the target by just 0.7% in Q3-2015/16



Baby HIV antibody test positive at 18 months rate

1%

Decreased from 1.8% in Q2-2015/16 to 1.0% in Q3-2015/16



Number of new sexual assault cases

3.2k



Number of female condoms distributed

1.6M

Kwa-Zulu Natal performed above target of 884989



Children under 12 years sexually assaulted rate

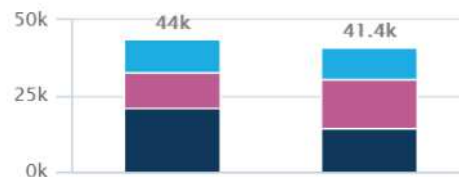
32.5%

0.1% higher in Q3-2015/16 relative to Q2-2015/16



Number of newly registered TB positive people

Q3
10.5k



Decreased from 16391 in Q2-2015/16 to 10545 in Q3-2015/16

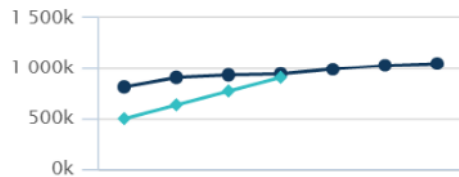


Sustaining health & wellness



Total number of patients on ART

Q3
1M



17353 higher in Q3-2015/16 relative to Q2-2015/16



Number of ART clients de-registered due to loss of follow up

25k

9105 higher in Q3-2015/16 relative to Q2-2015/16



Number of ART patients de-registered due to death

990

Decreased from 1166 in Q2-2015/16 to 990 in Q3-2015/16



Coordination, monitoring & evaluation



Number of LACs submitting reports to DAC

27



Kwa-Zulu Natal performed below target of 50



Number of WACs submitting reports to LAC

134



Kwa-Zulu Natal performed below target of 828

