

# **UTHUKELA DISTRICT PRESENTATION QUARTER 2 2015/2016 TO THE KZN PCA MEETING**

**PRESENTED BY: CLLR DCP MAZIBUKO**



# DISTRICT OVERVIEW

- uThukela district municipality (DC23) is one of eleven district municipalities in the Province of KwaZulu-Natal.
- Uthukela district municipality derives its name from one of the major rivers in the Province of KwaZulu-Natal, the Uthukela River that rises from the Drakensberg Mountains and supplies water to a large portion of KZN and as well as Gauteng.
- There is National part land to southwest, Lesotho to the west the Province of Free State to the north west. UThukela district municipality has three district municipalities bordering onto it within the Province of KwaZulu-Natal, namely Amajuba, Umzinyathi and UMgungundlovu. Uthukela district municipality consists of five local municipalities namely,
  - ✓ **Indaka (KZ233)**
  - ✓ **Emnambithi/Ladysmith(KZ232)**
  - ✓ **Umtshezi (KZ234)**
  - ✓ **Okhahlamba(KZ235)**
  - ✓ **Imbabazane (KZ236)**

# DISTRICT OVERVIEW Cont.

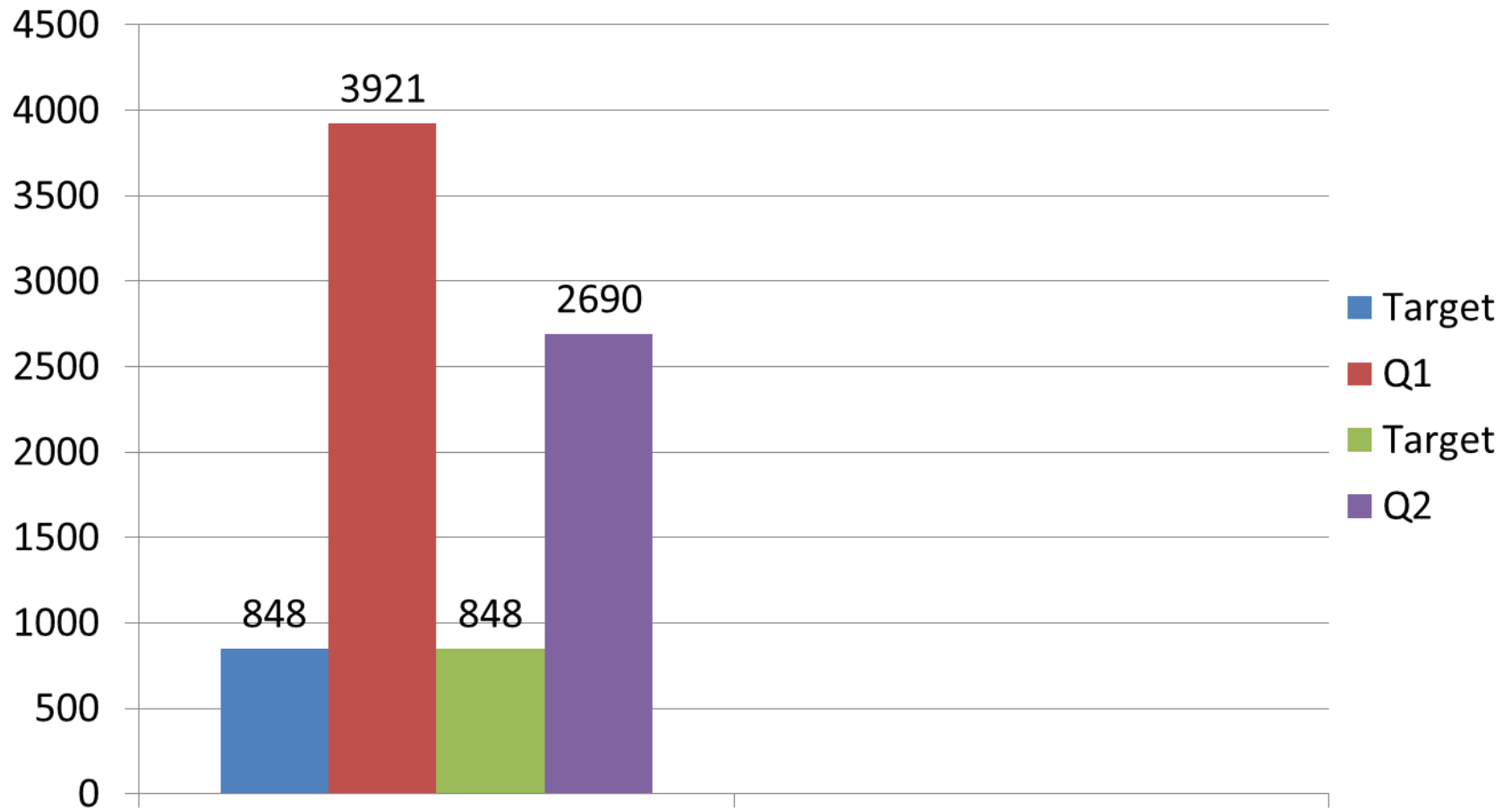
- The size of UThukela district municipality is approximately 11500 km<sup>2</sup>.
- Emnambithi is occupying 2,965.92km<sup>2</sup>, Indaka is on 991.71km<sup>2</sup>, Umtshezi 2130.85km<sup>2</sup>.
- Okhahlamba is which is the largest and is occupying 3540.63km<sup>2</sup>,
- Imbabazane is on 827.74km<sup>2</sup>.
- It is located in the western boundary of Kwazulu-Natal. UThukela district municipality is 75 % rural and the local municipalities,.
- Indaka and Imbabazane, having no formal towns and mainly comprising of traditional areas.

**Strategic Objective 1**  
**Addressing Social & Structural Drivers of HIV & AIDS, STIs & TB**  
**Prevention Care and Impact**

Intervention Area: Orphans and Vulnerable Children

Indicator	Annual 1 2015/2016 Target	Data for Quarter 1 2015/2016	Quarter 2 2015/2016 Target	Data for Quarter 22015/2016
Number of newly registered OVC	848	3921	848	2690

# Number of registered OVC receiving care and support



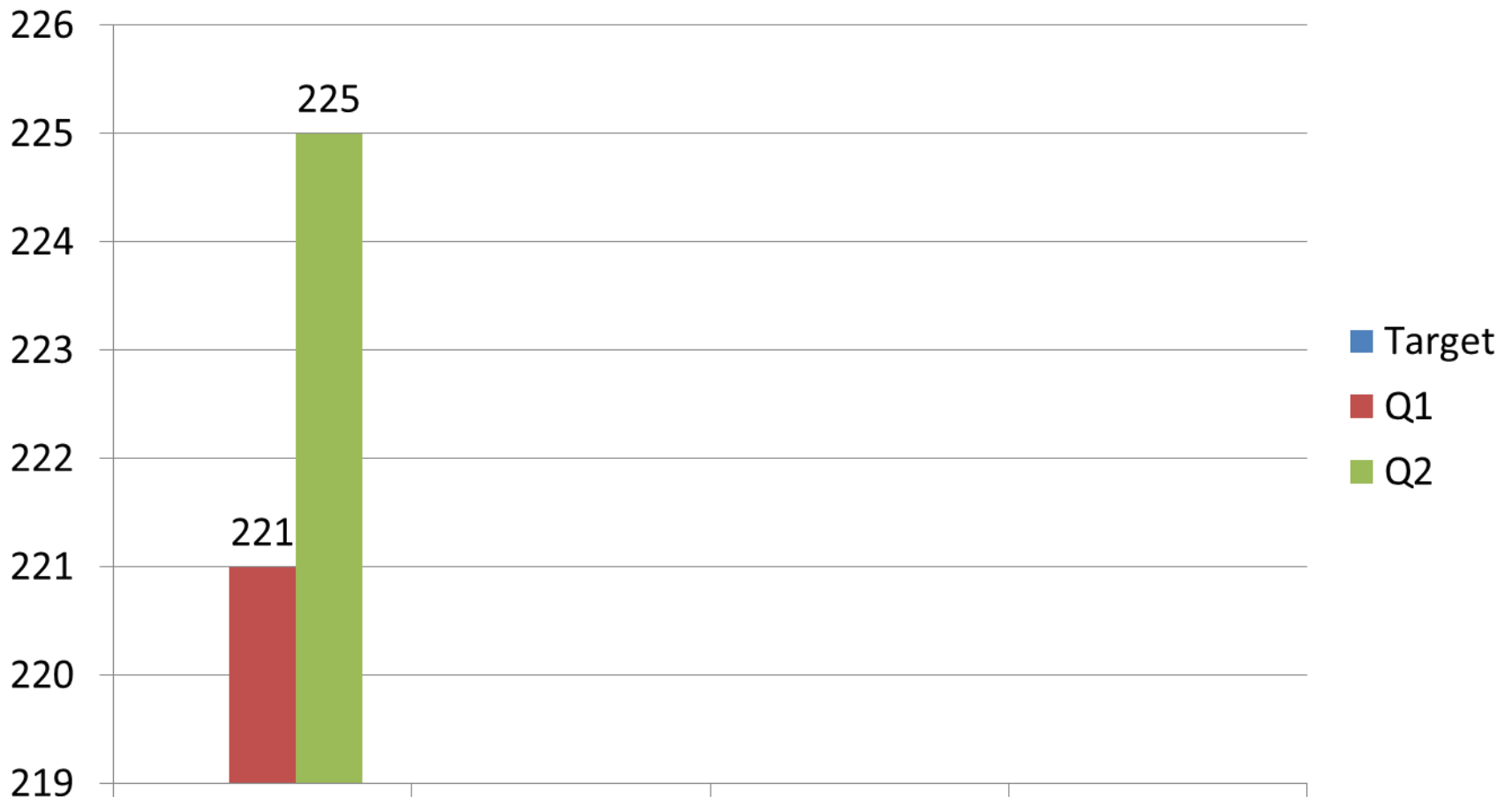
# Activities/Interventions moving forward

- The Uthukela DSD has employed 136 Community Care Givers and is training 166 Child and Youth Workers through Isibindi Program whose duty is to put emphasis in Prevention and intervening at an early stage.
- Uthukela DSD has also funded 14 Community Care Centres to render a range of services to communities and OVCs to meet their psychosocial needs (meeting the emotional) physical and social development needs of these vulnerable children.

# Intervention Area: Life skills

Indicator	Quarter 1 2015/2016 Target	Data for Quarter 1 2015/2016	Quarter 2 2015/2016 Target	Data for Quarter 2 2015/2016
Number of new learners pregnancies in the quarter	0	221		225

# Number of new learners pregnancies for Q1 and Q2 at uThukela District



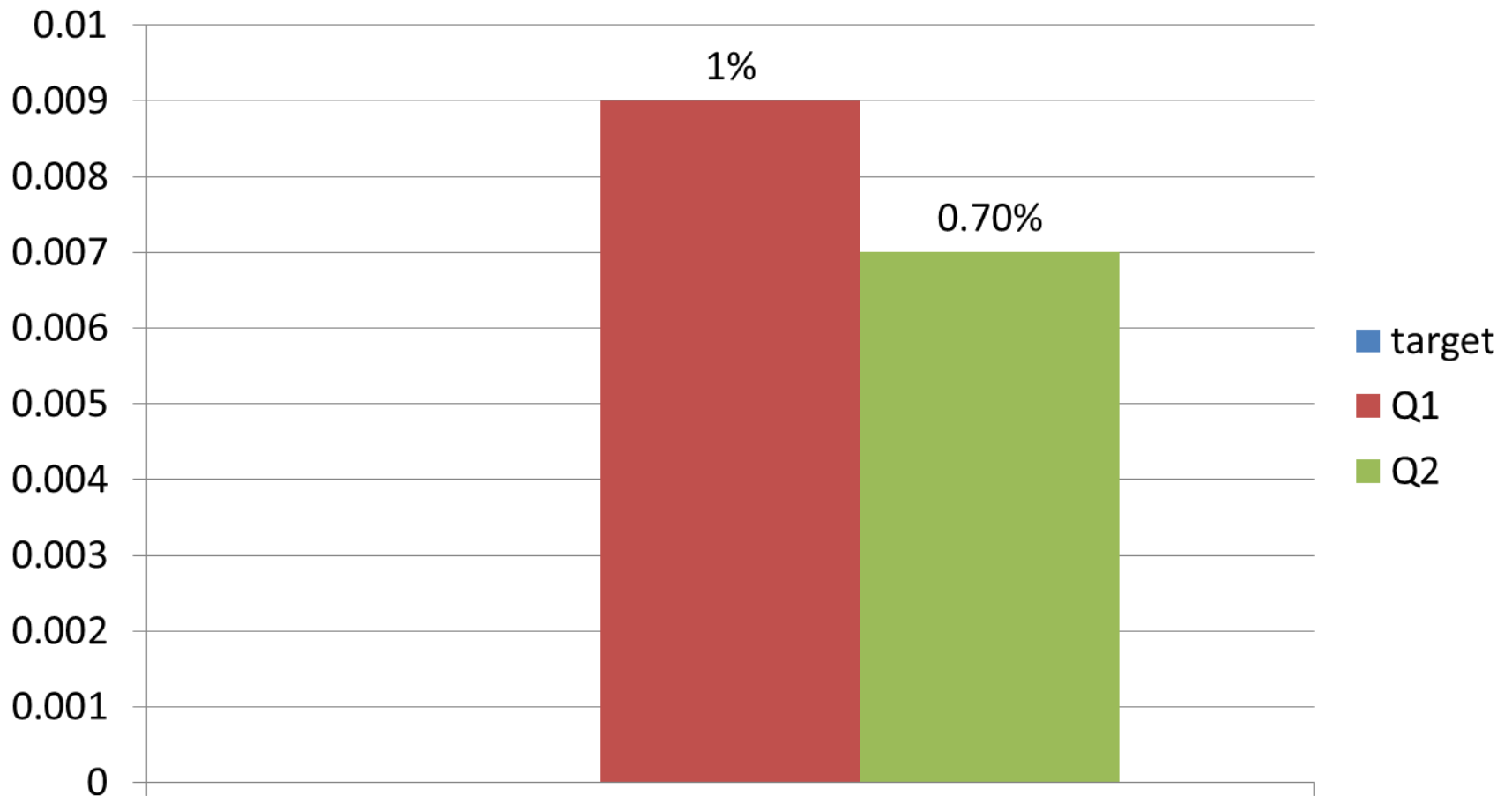
# Activities/Interventions moving forward

- Education Department introduced My Life My Future campaign which focuses on fighting against teenage pregnancy and focus on life skills using peer education programme.
- Teenage pregnancy awareness's are also done in schools especially high schools.
- Learners support agents have been appointed to 32 high schools with high teenage pregnancy to support peer education programmes and to minimize teenage pregnancy in schools.

# Intervention Area: PMTCT

Indicator	Quarter1 2015/2016 Target	Data for Quarter 1 2015/2016	Quarter 2 2015/2016 Target	Data for Quarter 2 2015/2016
Baby PCR tested positive around 6 weeks rate	0	0.9%	0	0.7%

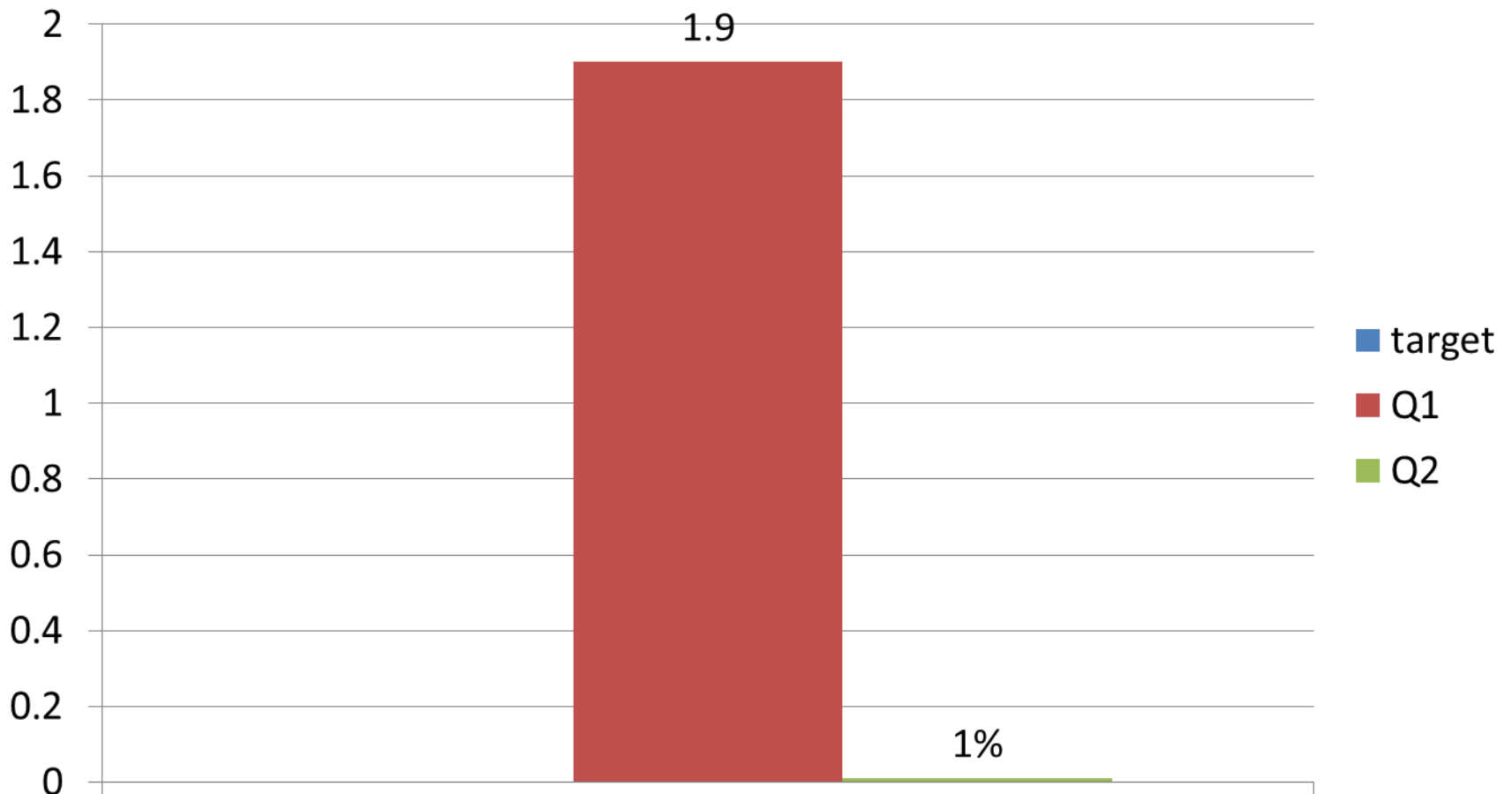
# Baby PCR tested positive around 6 weeks rate at UThukela district for Q1 and Q2



# Intervention Area: PMTCT

Indicator	Quarter 1 2015/2016 Target	Data for Quarter1 2015/2016	Quarter 2 2015/2016 Target	Data for Quarter 2 2015/2016
Baby HIV antibody test positive at 18 months rate	0	1.9%	0	1%

# Baby HIV antibody test at 18 months positive rate for Q1 and Q2 at uThukela district



# Activities/Interventions moving forward

## **Achievement**

- Decrease in number of PCR done around six weeks due to improved PMTCT strategies adherence to guidelines
- Decrease number of babies positive at six weeks due to early initiation of HAART to pregnant women at 500 CD4 count
- Remarkable decrease in the positivity rate post sensation of breast feeding
- Decrease positivity rate at 18 months due to mothers adhering to preventative measures
- Great improvement in antenatal clients booking before 20 weeks due to strengthened health education at community level
- Less number of HIV positive clients due to healthy life style condom usage
- Increase coverage of pregnant client on HAART

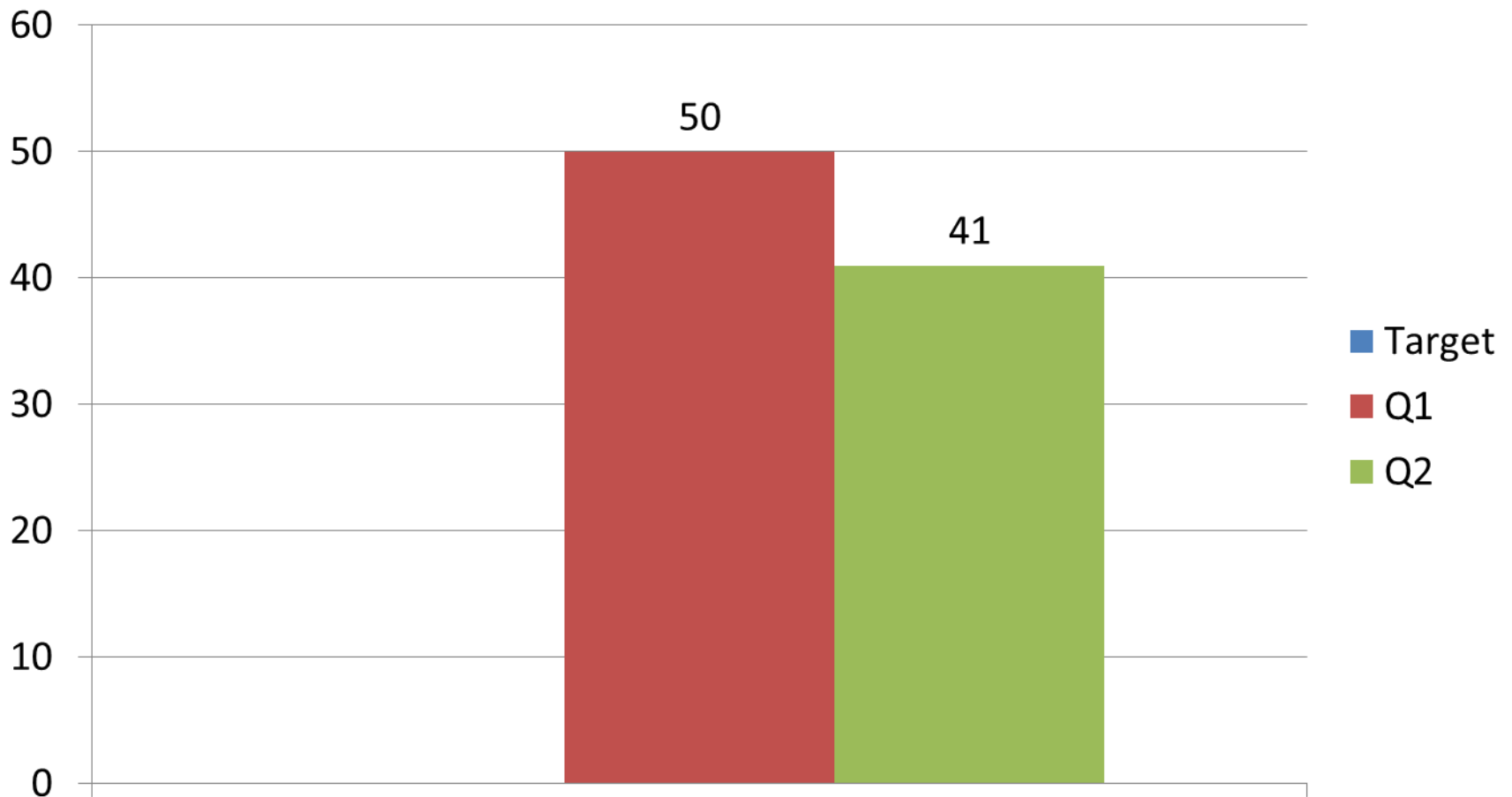
## **Challenge**

- Increase number of clients retest positive due to no adherent to preventative measures.

# Intervention Area: PMTCT

Indicator	Quarter 1 2015/2016 Target	Data for Quarter 1 2015/2016	Quarter 2 2015/2016 Target	Data for Quarter 2 2015/2016
Number of infant deaths in public health facilities	0	50	0	41

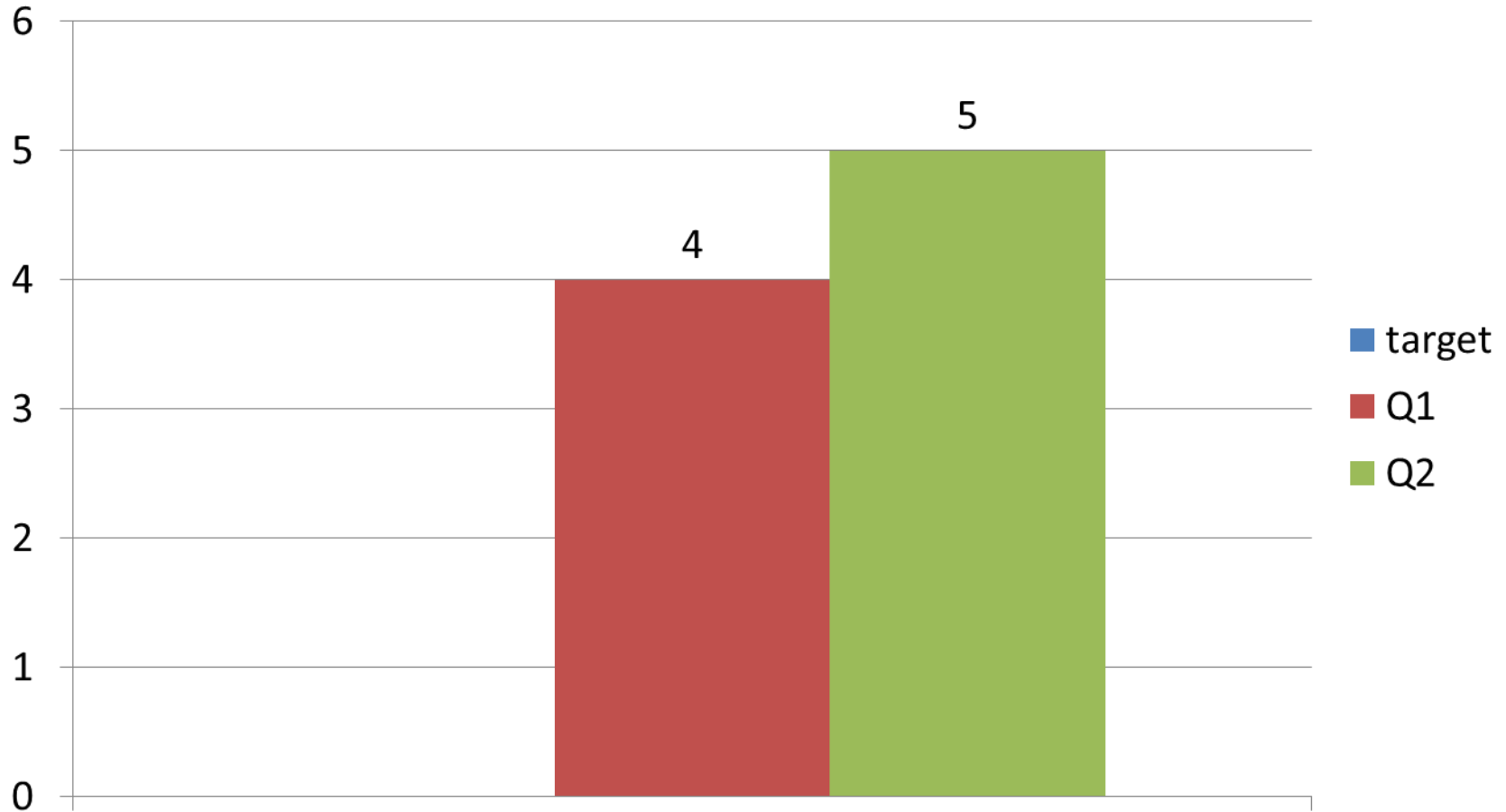
# Number of infants deaths in public facilities in Q1 and Q2 at uThukela district



# Intervention Area: PMTCT

Indicator	Quarter 1 2015/2016 Target	Data for Quarter 1 2015/2016	Quarter 2 2015/2016 Target	Data for Quarter 2 2015/2016
Number of maternal deaths in public health facilities	0	4	0	5

# Number of Maternal deaths in public health facilities for Q1 and Q2 at uThukela District



# Activities/Interventions moving forward

## **Achievement**

- Number of clients delivering in facilities increased due to health education given during antenatal care visit.
- Deliveries under 18 years decreased due to family planning methods utilization. Utilization of this services is improving due to awareness of the community
- Decrease in infants mortality due to introduction of new vaccines

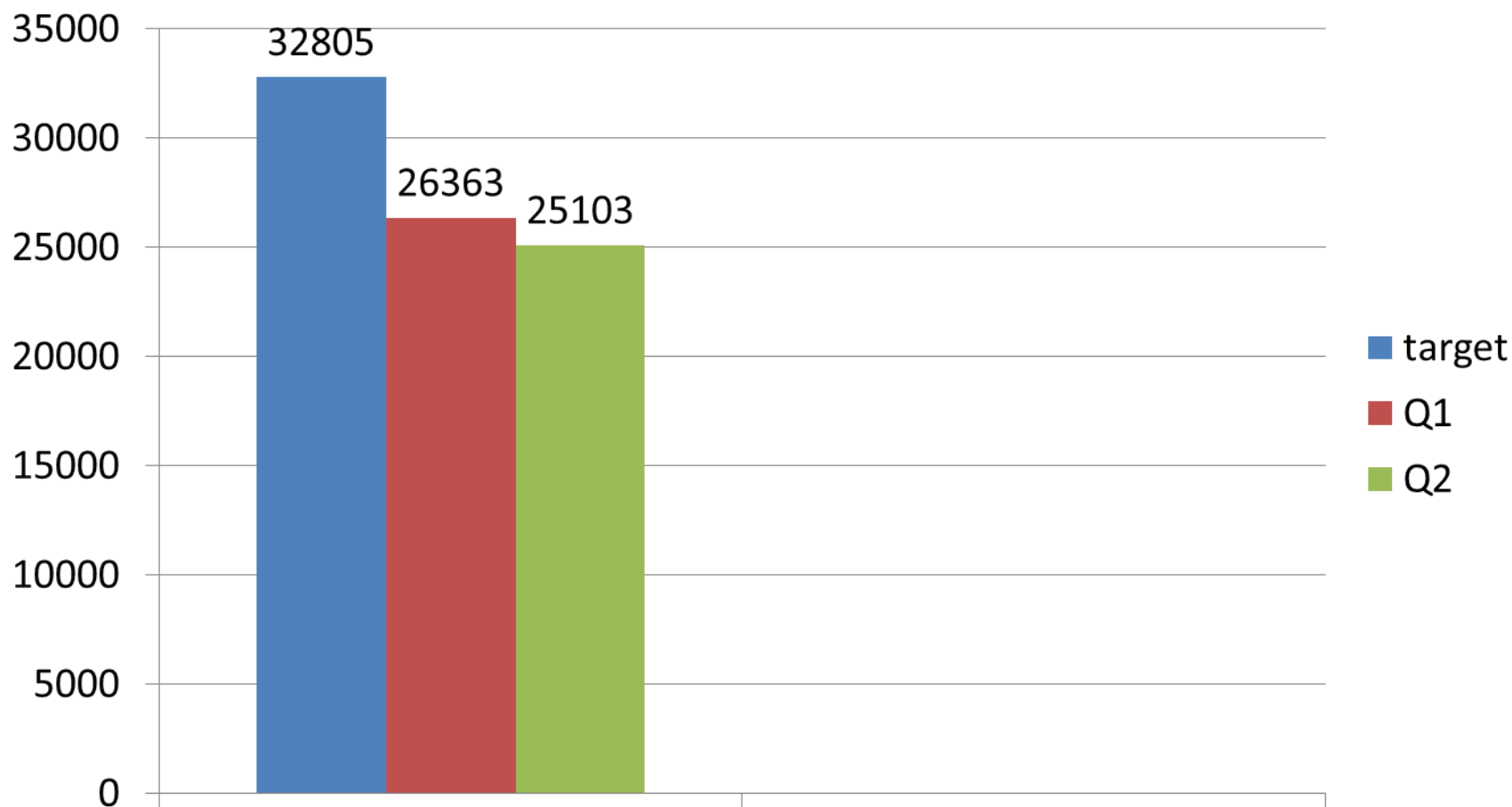
## **Challenges:**

- Increased number of maternal deaths due to hemorrhages and pregnancy induced hypertension conditions

# Intervention Area: HCT & TB screening

Indicator	Quarter 1 2015/2016 Target	Data for Quarter1 2015/2016	Quarter 2 2015/2016 Target	Data for Quarter 2 2015/2016
Number of new HIV tests carried out.	32805	26363	32805	25103

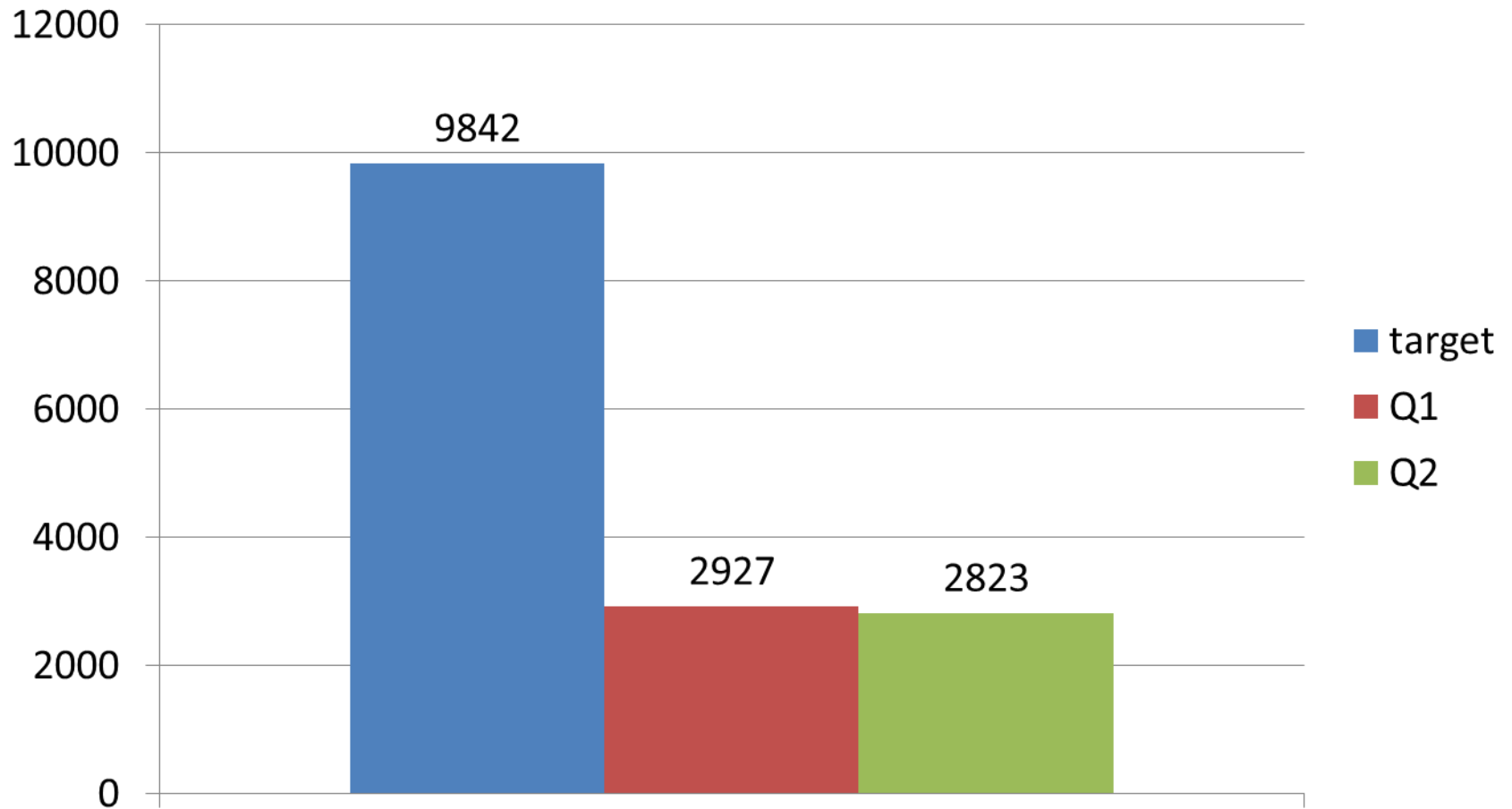
# Number of HIV tests carried out for Q1 and Q2 at uThukela District



# Intervention Area: HCT & TB screening

Indicator	Quarter 1 2015/2016 Target	Data for Quarter 1 2015/2016	Quarter 2 2015/2016 Target	Data for Quarter 2 2015/2016
Number of new positive cases	9842	2927	9842	2823

# Number of cases positive in Q1 and Q2 at UThukela district



# Activities/Interventions moving forward

## **Achievement**

- 76% of new HIV tests carried out.

## **Challenges**

- 43 HAST Counselors have left for training and some left because of their contract with the NGO Partner expired. None availability of HIV Screening test kit for 3 weeks due to recall of test kits. TB screening for HCT clients low due to challenges of data management at facility level.

## **Interventions**

- Increase implementing PICT by all trained nurses categories. Support HCT data analysis in all facilities.

# Intervention Area: Condoms distribution

Indicator	Quarter 1 2015/2016 Target	Data for Quarter 1 2015/2016	Quarter 2 2015/2016 Target	Data for Quarter 2 2015/2016
Number of male condoms distributed	1865669	3616778	1865669	1264430

# Intervention Area: Condoms distribution

Indicator	Quarter 1 2015/2016 Target	Data for Quarter 1 2015/2016	Quarter 2 2015/2016 Target	Data for Quarter 2 2015/2016
Number of female condoms distributed	63885	98892	63885	79648

# Intervention Area: Condoms distribution ( No graph needed)

Indicator	Quarter 1 2015/2016 Target	Data for Quarter 2 2015/2016	Quarter 1 2015/2016 Target	Data for Quarter 2 2015/2016
Number of secondary distribution sites		520		

# Activities/Interventions moving forward

## **Comment**

- Low condoms distribution in grey areas. Service provider stopped distribution due other commitments.

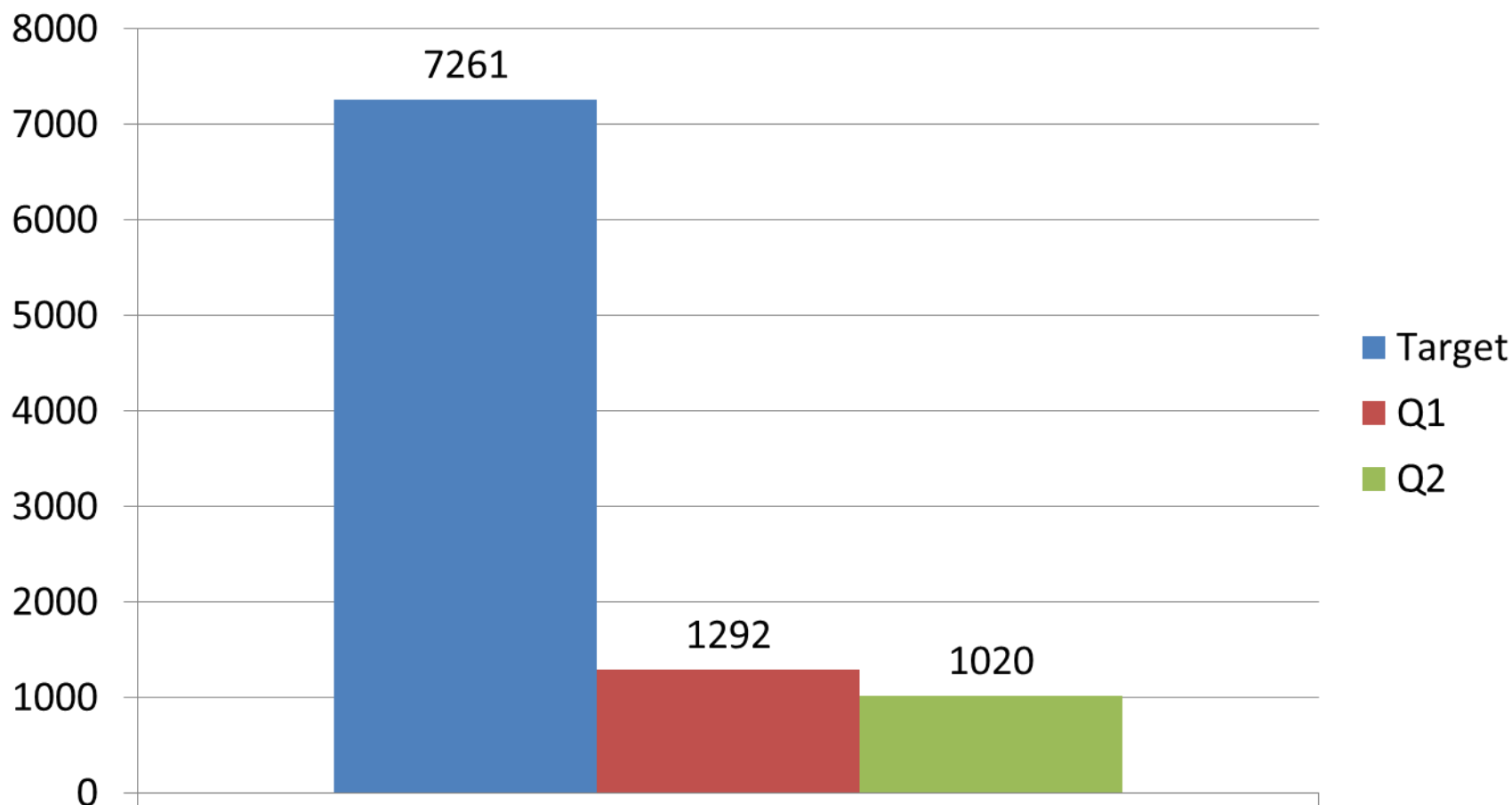
## **Intervention**

- New service provider will be contracted next quarter.

# Intervention Area: Male Medical Circumcision

Indicator	Quarter 1 2015/2016 Target	Data for Quarter 1 2015/2016	Quarter 2 2015/2016 Target	Data for Quarter 2 2015/2016
Number of males aged 15-49 circumcised	7261	1288	7261	1020

# Number of males aged 15-49 circumcised for Q1 and Q2 at uThukela District



# Activities/Interventions moving forward

## **Challenge**

- Target not reached due to low uptake of MMC on out of school men.

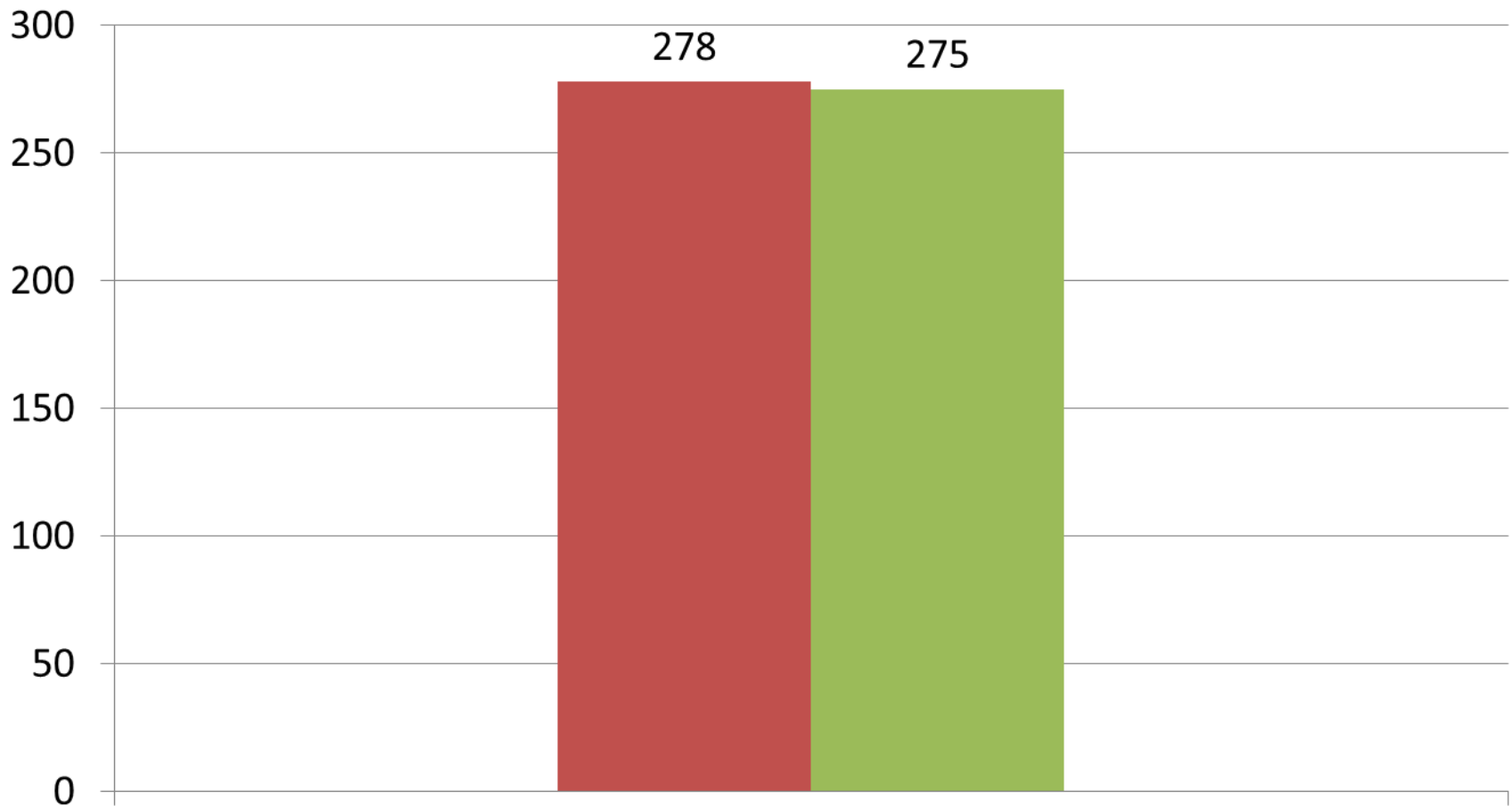
## **Intervention**

- To create demand by involving men sectors, targeting firms, churches and hostels

# Intervention Area: Prevention of Exposure to transmission from occupational exposure, sexual violence

Indicator	Quarter 1 2015/2016 Target	Data for Quarter 1 2015/2016	Quarter 2 2015/2016 Target	Data for Quarter 2 2015/2016
Number of new sexual assault cases	0	278	0	257

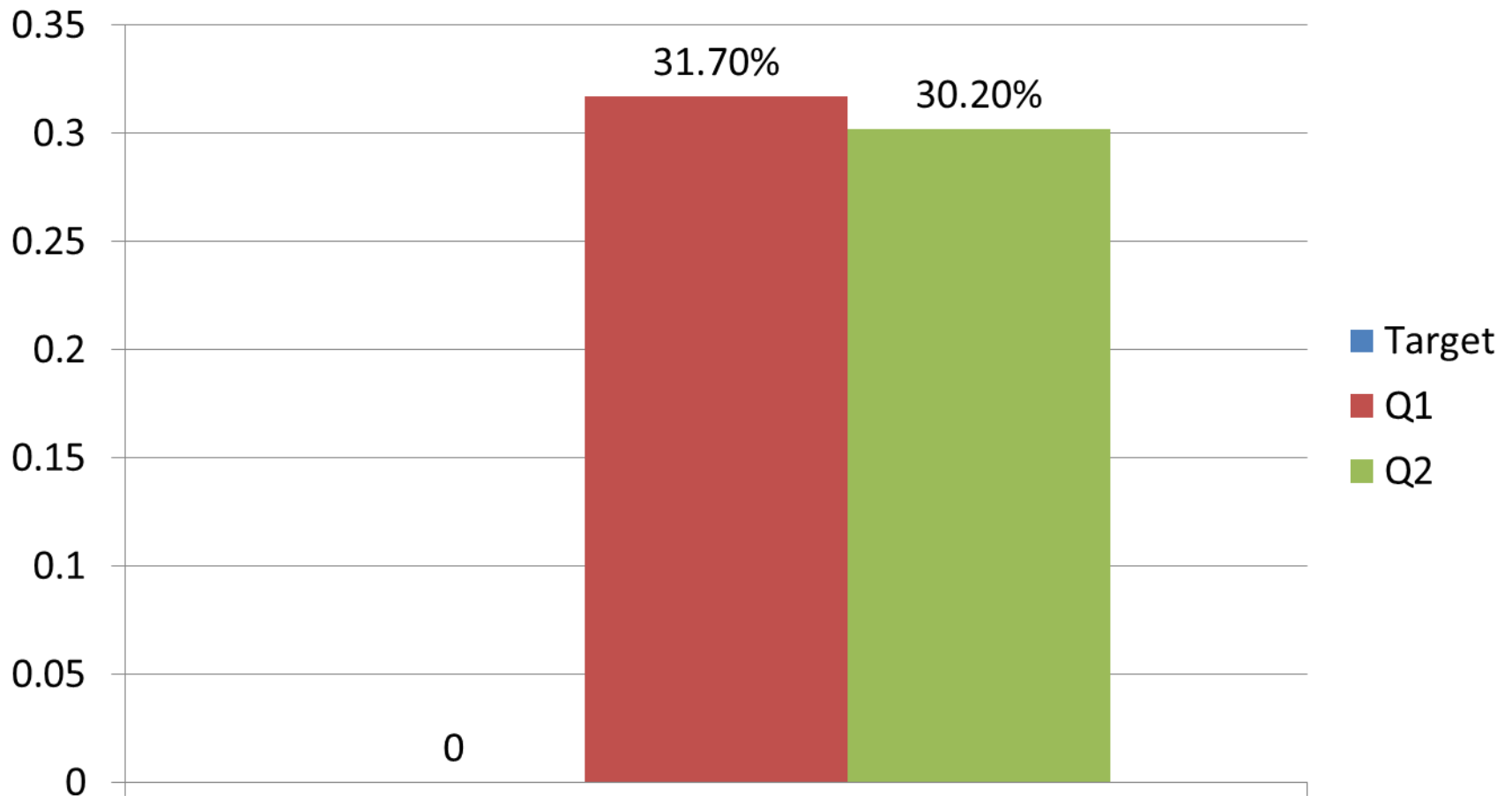
# Number of new sexual assault cases for Q1 and Q2 at uThukela District



# Intervention Area: Prevention of Exposure to transmission from occupational exposure, sexual violence

Indicator	Quarter 1 2015/2016 Target	Data for Quarter 1 2015/2016	Quarter 2 2015/2016 Target	Data for Quarter 2 2015/2016
Children under 12 years sexually assaulted rate.		31.70%		30.20%

# Children under 12 years sexually assaulted rate for Q1 and Q2 at uThukela District



# Activities/Interventions moving forward

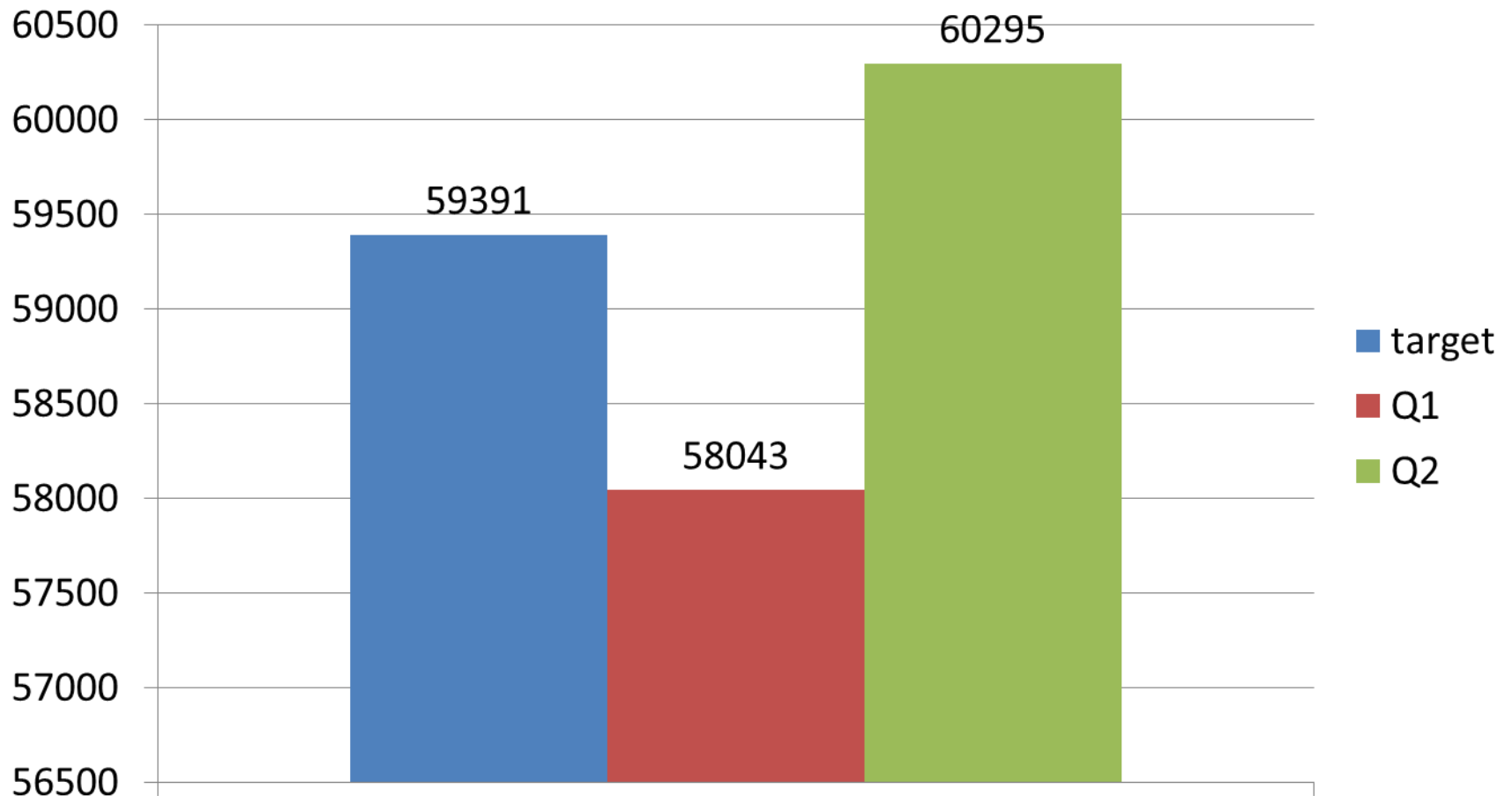
## **Achievements**

- Decrease in number of sexual assault cases due to community awareness's on contributory factors to sexual assault
- Number of sexual assault cases given prophylaxis increased due to early reporting of the victims to health facilities
- Remarkable decrease in number of sexual assault cases reporting after 72 hours due education and awareness's at community level
- Decreased number of sexual assault cases under 12 years.

# Intervention Area: Comprehensive ART services

Indicator	Annual 2015/2016 Target	Data for Quarter 1 2015/2016	Quarter 2 2015/2016 Target	Data for Quarter 2 2015/2016
Total number of patients on ART	59391	58043	59391	60295

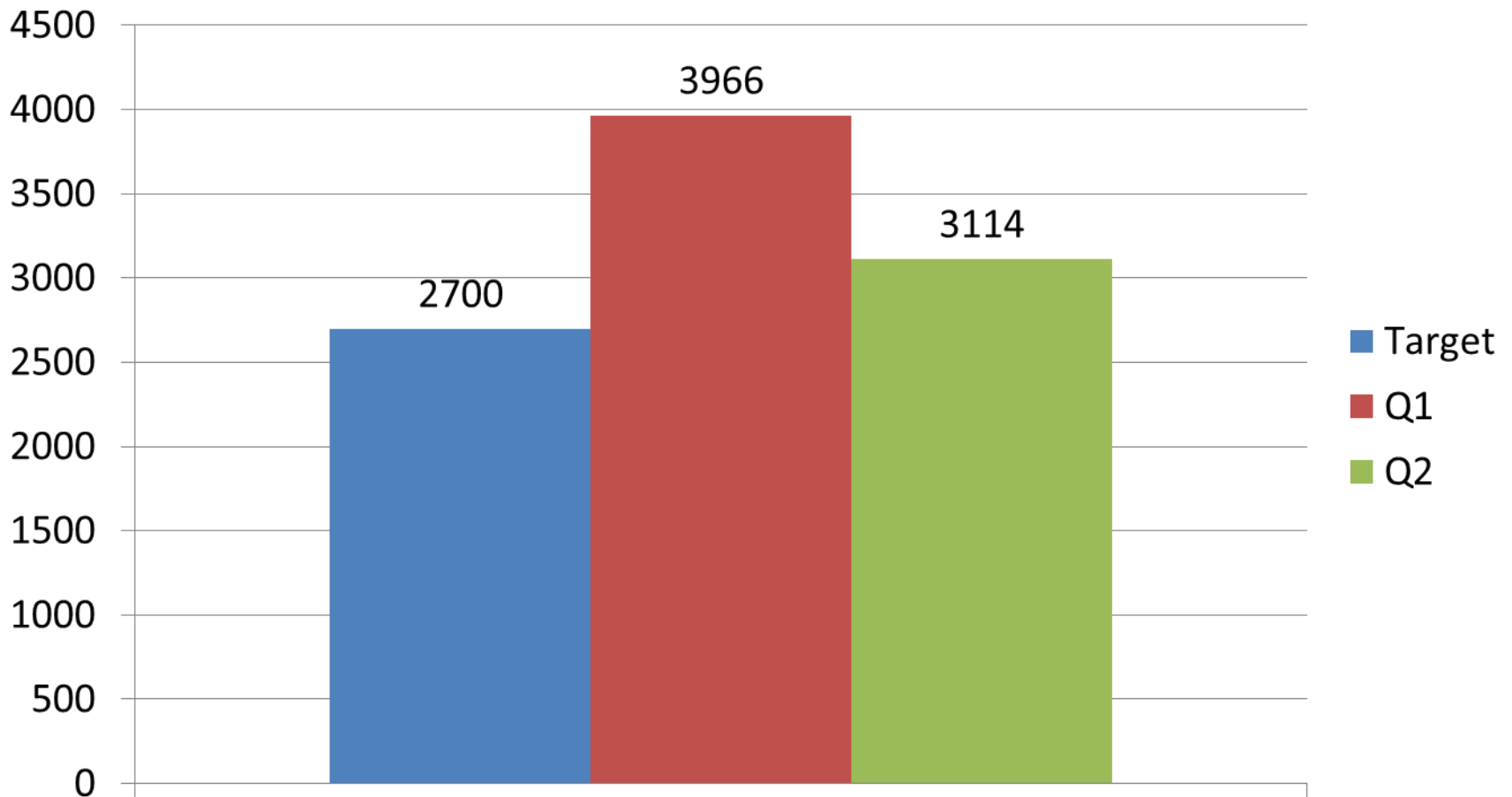
# Total number of patients on ART for Q1 and Q2 at uThukela District



# Intervention Area: Comprehensive ART services

Indicator	Annual 1 2015/2016 Target	Data for Quarter 1 2015/2016	Quarter 2 2015/2016 Target	Data for Quarter 2 2015/2016
Number of ART clients de- registered due to loss to follow up	2700	3966	2700	3114

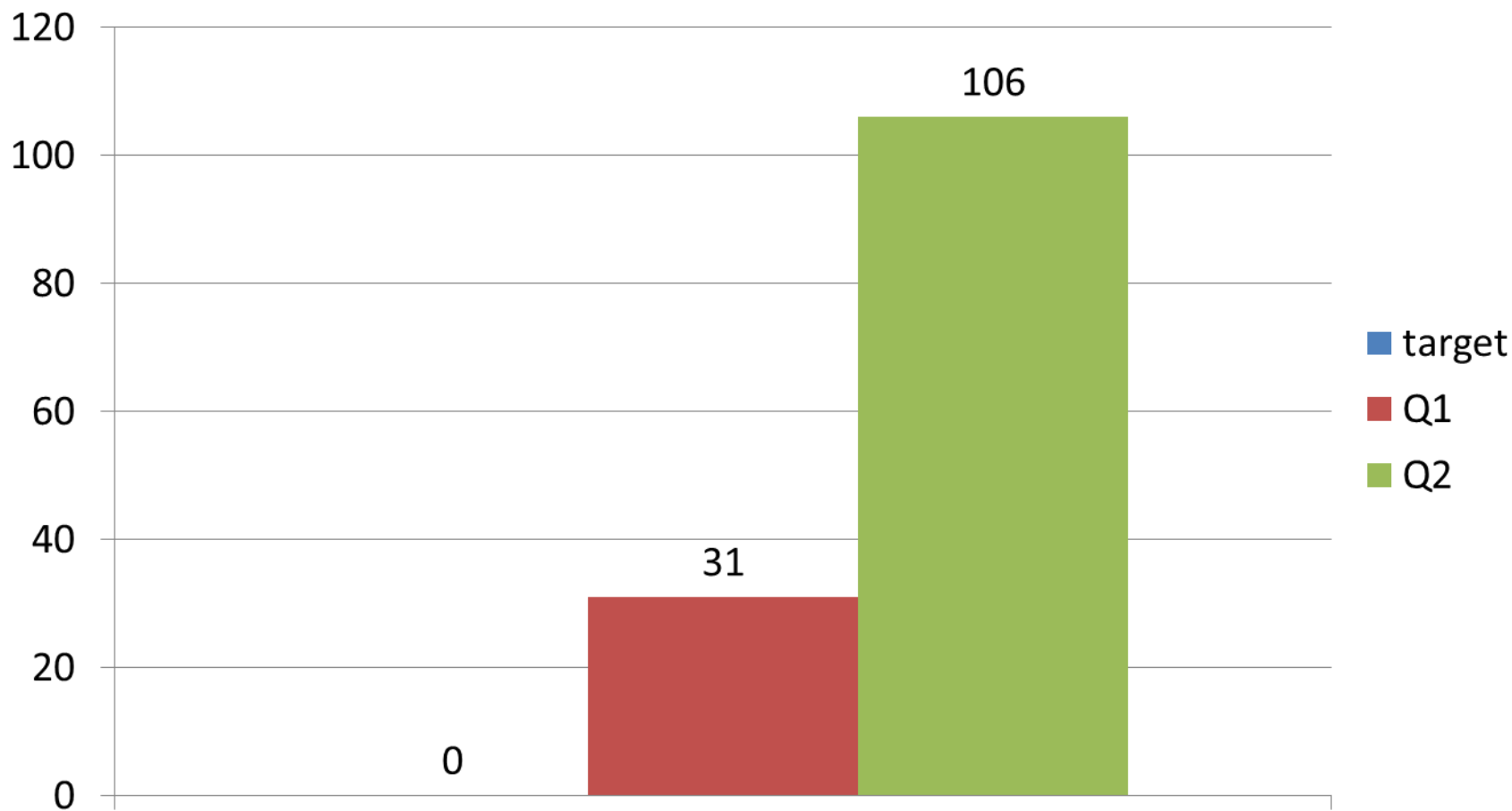
# Number of patients de-registered due to loss to follow up for Q1 and Q2 at uThukela District



# Intervention Area: Comprehensive ART services

Indicator	Quarter 1 2015/2016 Target	Data for Quarter 1 2015/2016	Quarter 2 2015/2016 Target	Data for Quarter 2 2015/2016
Number of ART patients de-registered due to death	0	31		106

# Number of ART Clients de-registered due to death for Q1 and Q2 at uThukela District



# Activities/Interventions moving forward

## **Achievement**

- The district target was met through implementation of consolidated guidelines which allows initiation on lifelong ART of clients with  $\leq 500$  CD4 count, all pregnant and breastfeeding women and the HIV/Hepatitis-B co-infected clients.

## **Challenge**

- 5 facilities and 4 mobiles are without NIMART (Nurse Initiated and Managed Antiretroviral Treatment) trained

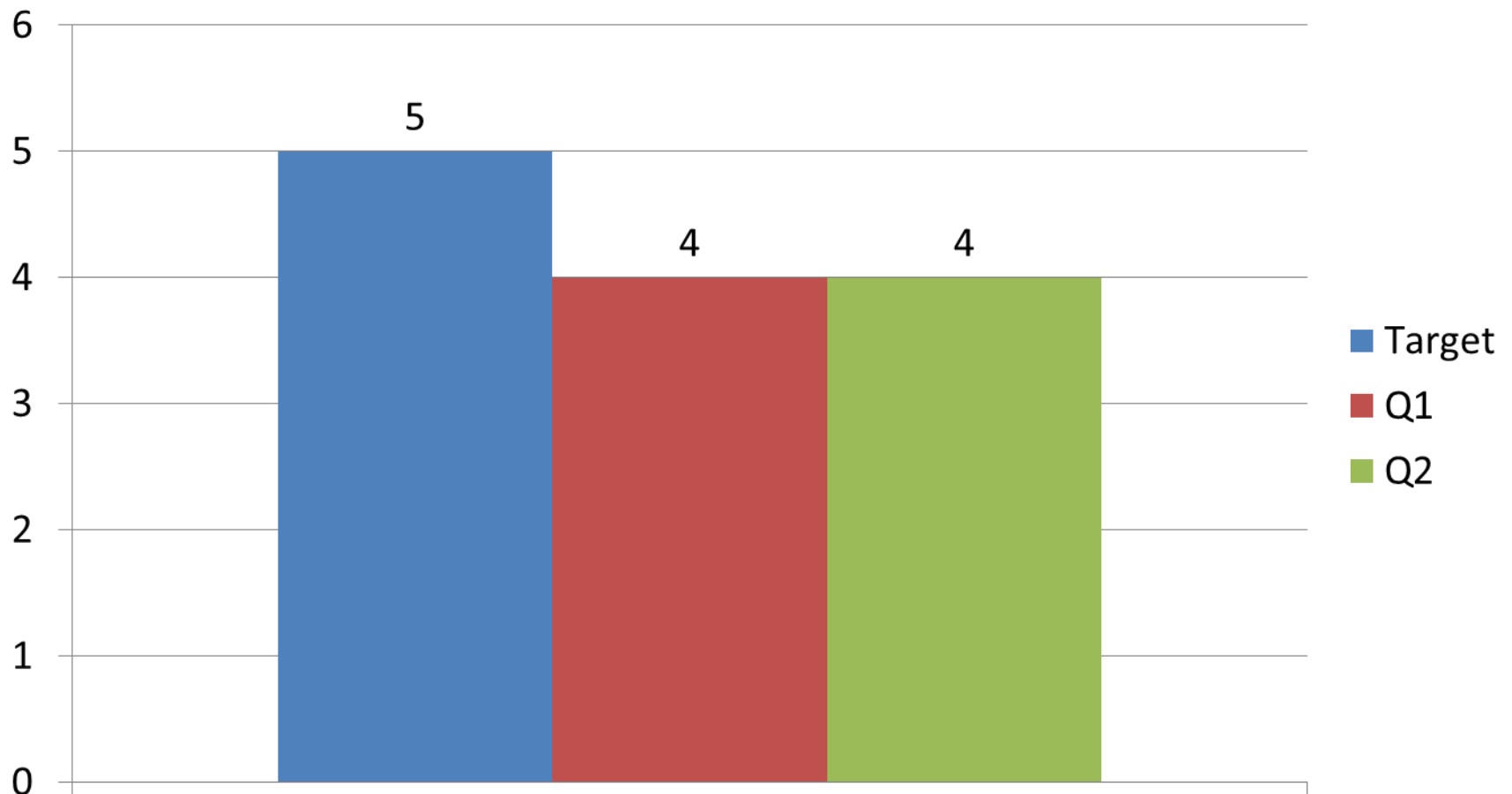
## **Intervention**

- NGO Supporting partner (HST) has committed to provide training for 25 Nurses on NIMART

# Intervention Area: Coordination, Monitoring & Evaluation

Indicator	Quarter 1 2015/2016 Target	Data for Quarter 1 2015/2016	Quarter 2 2015/2016 Target	Data for Quarter 2 2015/2016
Number of LACs submitting reports to DAC	5	4	5	4

# Number of LACs submitting reports to DAC for Q1 and Q2 at uThukela District



# Intervention Area: Coordination, Monitoring & Evaluation

Indicator	Quarter 1 2015/2016 Target	Data for Quarter 1 2015/2016	Quarter 2 2015/2016 Target	Data for Quarter 2 2015/2016
Number of WAC's submitting reports to LAC	73	13	73	12

# Activities/Interventions moving forward

## **Challenge**

- Umtshezi LM still not convening their LAC meetings and not submitting their report.

## **Intervention**

- Planned meeting to address the above mention challenge did not succeed due to the Municipality's commitment.

**THANK YOU**